

Event-by-Event Simulation of Quantum Phenomena: Application to Einstein-Podolsky-Rosen-Bohm Experiments

H. De Raedt^{1,*}, K. De Raedt², K. Michielsen³, K. Keimpema⁴, and S. Miyashita⁵

¹*Department of Applied Physics, Zernike Institute for Advanced Materials, University of Groningen, Nijenborgh 4, NL-9747 AG Groningen, The Netherlands*

²*Department of Computer Science, University of Groningen, Blauwborgje 3, NL-9747 AC Groningen, The Netherlands*

³*EMBD, Vlasakker 21, B-2160 Wommelgem, Belgium*

⁴*Department of Applied Physics, Materials Science Centre, University of Groningen, Nijenborgh 4, NL-9747 AG Groningen, The Netherlands*

⁵*Department of Physics, Graduate School of Science, University of Tokyo, Bunkyo-ku, Tokyo 113-0033, Japan*

We review the data gathering and analysis procedure used in real Einstein-Podolsky-Rosen-Bohm experiments with photons and we illustrate the procedure by analyzing experimental data. Based on this analysis, we construct event-based computer simulation models in which every essential element in the experiment has a counterpart. The data is analyzed by counting single-particle events and two-particle coincidences, using the same procedure as in experiments. The simulation models strictly satisfy Einstein's criteria of local causality, do not rely on any concept of quantum theory or probability theory, and reproduce all results of quantum theory for a quantum system of two $S = 1/2$ particles. We present a rigorous analytical treatment of these models and show that they may yield results that are in exact agreement with quantum theory. The apparent conflict with the folklore on Bell's theorem, stating that such models are not supposed to exist, is resolved. Finally, starting from the principles of probable inference, we derive the probability distributions of quantum theory of the Einstein-Podolsky-Rosen-Bohm experiment without invoking concepts of quantum theory.

Keywords: Quantum Theory, EPR Paradox, Computational Techniques.

CONTENTS

1. Introduction	959	4.2. Fundamental Problem	968
1.1. Aim of This Work	959	4.3. From Experimental Data to Quantum Theory	968
1.2. Computer Simulation Versus Experiment and Theory	960	5. Simulation Model	971
1.3. Disclaimer	961	5.1. Algorithm	971
1.4. Structure of the Paper	961	5.2. Deterministic Model: Results	973
2. EPRB Experiments	962	5.3. Pseudo-Random Model: Results	976
2.1. Spin 1/2 Particles	962	5.4. Summary	977
2.2. Photon Polarization	962	6. Einstein's Locality Versus Bell's Locality	978
2.3. Idealized Experiments	963	6.1. Einstein's Locality Criterion	978
2.4. Particle Source	963	6.2. Bell's Locality Criterion	979
2.5. Data Gathered in an EPRB Experiment	963	6.3. Reductio Ad Absurdum	982
2.6. Role of the Time Window	964	6.4. Alice on Earth and Bob on Mars	982
2.7. Case Study: Analysis of Experimental EPRB Data	964	6.5. Summary	983
3. Quantum Theory	965	7. Probabilistic Model of the Simulation Algorithm	983
3.1. Case I: Singlet State	966	8. Derivation of the Quantum Theory of the EPRB Experiment	986
3.2. Case II: Spin-Polarized State	966	8.1. Stern-Gerlach Magnet	987
3.3. Photon Polarization	966	8.2. EPRB Gedanken Experiment	988
4. Relating Quantum Theory and Data	967	8.3. Real EPRB Experiment	989
4.1. From Quantum Theory to Experimental Data	967	8.4. Summary	989
		9. Conclusion	989
		Appendix	990
		References	990

*Author to whom correspondence should be addressed.



Prof. Dr. H. De Raedt received the Ph.D. degree in 1976 from the University of Antwerp, Belgium, for work on magnetism in one dimension. In 1990 he became Professor of Computational Physics at the Department of Physics, University of Groningen, The Netherlands, where he leads the Computational Physics group and is a member of the Zernike Institute for Advanced Materials. His research interests include computational electrodynamics, simulation of nanoscale phenomena, statistical physics, image analysis, computer simulation methods, and optimization algorithms.



Drs. K. De Raedt received the M.Sc. degree in computer science in 2002 from the University of Groningen, The Netherlands, where he was working towards the Ph.D. degree in computer science. His research interests include machine learning, models for human memory, image recognition, and contour detection. He is currently an employee of ClusterVision, an Amsterdam-based company, that specializes in designing, building and implementing high performance compute, storage and database clusters.

Delivered by Ingenta to:

hans de raedt

IP : 81.244.151.23

Mon, 24 Dec 2007 15:21:45



Dr. K. Michielsen received the Ph.D. degree in 1993 from the University of Groningen, The Netherlands, for work on metal-insulator transitions and strongly correlated electron systems. Until 2005, she has been a member of the Computational Physics group, University of Groningen. Her research interests include computational electrodynamics, quantum computation, morphological image analysis, self-organizing systems and their application in photonic bandgap materials, many-body physics, and educational software. She is the founder and CEO of EMBD, a company that specializes in Maxwell solvers for the lithography market.



Drs. K. Keimpema received M.Sc. degrees in both physics and computer science in 2004 and 2006, respectively from the University of Groningen, The Netherlands. He is currently a member of the Computational Physics group at the University of Groningen where he is working towards a Ph.D. degree. His research interests are electron holography (both theory and experiment) of ferroelectric materials, and computer simulation of quantum phenomena.



Prof. Dr. S. Miyashita received the Ph.D. degree in 1981 from the University of Tokyo, Japan for work on phase transitions without long range order. In 1988, he became Associate Professor at Kyoto University and Professor at Osaka University in 1995. Since 1999, he is Professor at the University of Tokyo. His research interests include static and dynamical properties in systems with large fluctuations, such as low dimensional systems, frustrated systems, and disordered systems.

1. INTRODUCTION

As nanofabrication technology is advancing from the stage of scientific experiments to the stage of building nanoscopic systems that perform useful tasks, it is important to have computational tools that allow the designer to assess, with adequate reliability, how the system will behave.¹ Quantum theory provides the foundation for developing these tools. However, just like any other theory, quantum theory has its own limitations. If the successful operation of the device depends on individual events rather than on the statistical properties of many events, quantum theory can no longer be used to describe the behavior of the device. Indeed, as is well-known from the early days in the development of quantum theory, quantum theory has nothing to say about individual events.²⁻⁴ Reconciling the mathematical formalism that does not describe individual events with the experimental fact that each observation yields a definite outcome is referred to as the quantum measurement paradox and is the most fundamental problem in the foundation of quantum theory.³

Computer simulation is widely regarded as complementary to theory and experiment.⁵ If computer simulation is indeed a third methodology, it should be possible to simulate quantum phenomena on an event-by-event basis. In view of the fundamental problem alluded to above, there is little hope that we can find a simulation algorithm within the framework of quantum theory. However, if we think of quantum theory as a recipe to compute probability distributions only, there is nothing that prevents us from stepping outside the framework that quantum theory provides.

To head off possible misunderstandings, it may be important to rephrase what has been said. Of course, we could simply use pseudo-random numbers to generate events according to the probability distribution that is obtained by solving the time-independent Schrödinger equation. However, that is not what we mean when we say that within the framework of quantum theory, there is little hope to find an algorithm that simulates the individual events and reproduces the expectation values obtained from quantum theory. The challenge is to find algorithms that simulate, event-by-event, the experimental observations that, for instance, interference patterns appear only after a considerable number of individual events have been recorded by the detector,^{6,7} without first solving the Schrödinger equation.

In a number of recent papers,⁸⁻¹³ we have demonstrated that locally-connected networks of processing units with a primitive learning capability can simulate event-by-event, the single-photon beam splitter and Mach-Zehnder interferometer experiments of Grangier et al.⁶ Furthermore, we have shown that this approach can be generalized to simulate universal quantum computation by an event-by-event process.^{9,11,13} Therefore, at least in principle, our approach can be used to simulate all wave interference phenomena and many-body quantum systems using particle-like

processes only. This work suggests that we may have discovered a procedure to simulate quantum phenomena using causal, Einstein-local, event-based processes. Our approach is not an extension of quantum theory in any sense nor is it a proposal for another interpretation of quantum mechanics. The probability distributions of quantum theory are generated by local, causal processes.

According to the folklore about Bell's theorem, a procedure such as the one that we discovered should not exist. Bell's theorem states that any local, hidden variable model will produce results that are in conflict with the quantum theory of a system of two $S = 1/2$ particles.¹⁴ However, it is often overlooked that this statement can be proven for a (very) restricted class of probabilistic models only. Indeed, minor modifications to the original model of Bell lead to the conclusion that there is no conflict.¹⁵⁻¹⁷ In fact, Bell's theorem does not necessarily apply to the systems that we are interested in as both simulation algorithms and actual data do not need to satisfy the (hidden) conditions under which Bell's theorem hold.¹⁸⁻²⁰ Furthermore, we have given analytical proofs that two-particle correlations of the simulation models agree *exactly* with the quantum theoretical expression.^{21,22}

1.1. Aim of This Work

In this paper, we take the point of view that the fundamental problem, originating from the work of Einstein, Podolsky, and Rosen (EPR),²³ reformulated by Bohm² and studied in detail by Bell,¹⁴ is to explain how individual events, registered by different detectors in such a way that a measurement on one particle does not have a causal effect on the result of the measurement on the other particle (Einstein's criterion of local causality), exhibit the correlations that are characteristic for a quantum system in the entangled state. We assume that:

- The experimental data, including the (post) processing of it, constitutes the set of facts
- The experimental facts are a faithful representation of the results of the ideal experiment
- Quantum theory is compatible with these facts. In the quantum physics community, it is generally accepted that the results of Einstein-Podolsky-Rosen-Bohm (EPRB) experiments agree with the predictions of quantum theory²⁴⁻³²

In this paper, we review constructive proofs that there exist (simple) computer simulation algorithms that satisfy Einstein's criterion of local causality and *exactly* reproduce the results of the quantum theoretical description of real EPRB experiments.^{21,22,33-35} These algorithms generate the same type of data as experiments and employ the same procedure as used in experiments to analyze the data. In view of the quantum measurement paradox,^{3,4} the latter prohibits the use of algorithms that rely on (concepts of) quantum theory. In addition, for the reasons explained

later, these simulation algorithms do not rely on techniques of inductive inference (probability theory) to draw conclusions from the data. In this paper, we also discuss the apparent conflict with Bell's theorem.

To appreciate the fundamental issues that are involved, it is necessary to understand well the logical relation between computer simulation, experiment and theory on the one hand and data and theory on the other hand. Therefore, we first elaborate on these relationships.

1.2. Computer Simulation Versus Experiment and Theory

In general, and in the analysis of real EPRB experiments^{2,23} in particular, it is important to recognize that there are fundamental, conceptual differences between the set of experimental facts, their interpretation in terms of a mathematical model, and a computer simulation of the facts.

Obviously, because of limited precision of the instruments, any record of experimental facts is just a set of integer numbers (floating point numbers have a finite number of digits and can therefore be regarded as integer numbers). Theories that describe Newtonian mechanics or electrodynamics assign real numbers to experimentally observable quantities. The relation between theory and experimental data is one-to-one: The experimental accuracy determines the number of significant digits of the real numbers. These theories have a deductive character.

Quantum theory assigns a probability, a real number between zero and one, for an event (=experimental fact) to occur.^{4,14,36} However, we can always use an integer number to represent the event itself (in any real experiment the number of events is necessary finite). By assigning probabilities to events, we change the character of the theoretical description on a fundamental level: Instead of deduction, we (have to) use inductive inference to relate a theoretical description to the facts.^{4,37}

Although probability theory provides a rigorous mathematical framework to make such inferences, there are ample examples that illustrate how easy it is to make the wrong inference, also for mundane, every-day problems³⁷⁻⁴⁰ that are not related to quantum mechanics at all. Subtle mistakes such as dropping some of the conditions,⁴¹ or mixing up the meaning of physical independence and logical independence, can give rise to all kinds of paradoxes.^{19,20,36,42-46}

In general, a computer simulation approach does not need the machinery of probability theory to relate simulation data to the experimental facts. A digital computer can generate sets of integer numbers only. We can compare these numbers to the experimental data directly, without recourse to inductive inference. On the one hand, this puts computer simulation in the luxury position that it cannot suffer from mistakes of the kind alluded to earlier, simply

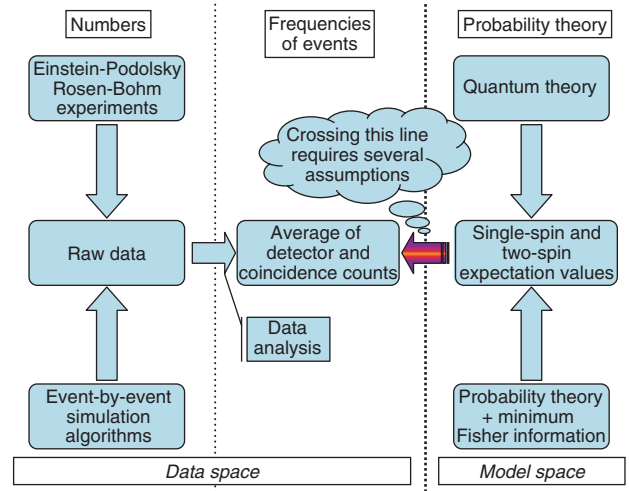


Fig. 1. Logical relationship between data and theory.

because there is no need to use inductive inference. On the other hand, using the computer, we are strictly bound to the elementary rules of logic and arithmetic. Therefore, it is not legitimate to use arguments such as “in an experiment it is impossible to repeat the experiment twice and get exactly the same answer.” While this statement is correct with very high probability, when we use a digital computer it is logically false because we can always exactly repeat the same calculation (we exclude the possibility that the computer is malfunctioning). Therefore, in a computer simulation, it should be possible to explain the facts without invoking “loopholes” such as detection efficiency or counterfactual reasoning.

A graphical representation of the point of view taken in this paper is given in Figure 1. On the left, we have processes that generate events. Each event is represented by one or more numbers, which we call raw data. Experience or a new idea provide inspiration to choose one or more methods to analyze the data. Typically, this analysis maps the raw data onto a few numbers (called averages and coincidence counts in Fig. 1), that is the raw data is being compressed. On the right hand side, we have several candidate mathematical models, “theories,” that may “explain” the results of the data analysis.

But, how do we relate data to (quantum) theory? It is essential to recognize that before we can address this question, we have to make the hypothesis that there exists some process that gives rise to the observed data. Otherwise, we cannot go beyond the description of merely giving the data as it is. Furthermore, a useful theoretical model should give a description of the data that is considerably more compact than the data itself.

Crossing the line that separates the model space from the data space requires making the fundamental hypothesis that the process that gives rise to the data can be described within the framework of probability theory. Only then, we are in the position that we can use probability theory to

relate the mathematical model to the observed frequencies. Of course, this is consistent with the fact that quantum theory does not describe the individual events themselves.^{3,4}

In this paper, the rules of probability theory are mainly used as a tool to reason in a logically consistent manner,^{37,47} to make logical inferences about the frequencies that we can compute from the observed data.^{37,39} These inferences concern logical relations which may or may not correspond to causal physical influences.³⁷ As we will see later, much of the mysticism surrounding Bell's theorem can be traced back to the failure to recognize that probability theory is not defined through frequencies.

To avoid misunderstandings of what we are aiming to accomplish here, it may be useful to draw an analogy with methods for simulating classical statistical mechanics.⁵ According to the theory of equilibrium statistical mechanics, the probability that a system is in the state with label n is given by

$$p_n = \frac{e^{-\beta E_n}}{\sum_{n=1}^N e^{-\beta E_n}} \quad (1)$$

where N is the number of different states of the system, which usually is very large, E_n is the energy of the state, and $\beta = 1/k_B T$ where k_B is Boltzmann's constant and T is the temperature. Disregarding exceptional cases such as the two-dimensional Ising model, for a nontrivial many-body system the partition function $Z = \sum_{n=1}^N e^{-\beta E_n}$ is unknown. Hence, p_n is not known.

Can we construct a simulation algorithm that generates states according to the unknown probability distribution (p_1, \dots, p_N) ? An affirmative answer to this question was given by Metropolis et al.^{5,48,49} The basic idea is to design an artificial dynamical system, a Markov chain or master equation that samples the space of N states such that in the long run, the frequency with which this system visits the state n approaches p_n with probability one.^{5,49}

Looking back at Figure 1, if we replace "event-by-event simulation algorithm(s)" by "Metropolis Monte Carlo Method," "Average ... counts" by "Average energy ...," and "Quantum theory" by "Equilibrium Statistical Mechanics," the status of simulation algorithms and theoretical models in these two different fields of physics is the same.

Although in applications to statistical mechanics, the Markov chain dynamics is of considerable interest in itself, there obviously is no relation to the Newtonian dynamics of the particles involved.⁵ The same holds for the dynamical processes that reproduce the results of quantum theory: If an event-by-event simulation algorithm generates the same type of raw data as the experiment does and the data analysis yields results that agree with quantum theory we should be pleased with this achievement and not ask for this dynamics to be "unique." In fact, in our earlier work we have already shown that there exist both deterministic and pseudo-random processes that reproduce equally well the probability distributions obtained from quantum theory and experiments.⁸⁻¹³

1.3. Disclaimer

The work reviewed here is not concerned with the interpretation or extension of quantum theory. The fact that there exist simulation algorithms that reproduce the results of quantum theory has no direct implications to the foundations of quantum theory: The algorithm describes the process of generating events on a level of detail about which quantum theory has nothing to say (quantum measurement paradox).^{3,4} The average properties of the data may be in perfect agreement with quantum theory but the algorithms that generate such data are outside of the scope of what quantum theory can describe. This may sound a little strange but it is not if one recognizes that probability theory does not contain nor provides an algorithm to generate the values of the random variables either, which in a sense, is at the heart of the quantum measurement paradox.

1.4. Structure of the Paper

The paper is organized as follows. In Section 2, we review the EPRB gedanken experiment with magnetic particles and its experimental realization using the photon polarization as a two-state system. We elaborate on the data gathering and analysis procedures. An essential ingredient of the data analysis procedure is the time window that is used to identify coincidences. In contrast to textbook treatments of EPRB experiments in which the window is implicitly assumed to be infinite, in real experiments the time window is made as small as possible. We illustrate the importance of the choice of the time window by analyzing a data set of a real EPRB experiment with photons.²⁹

Section 3 briefly recalls the essentials of the quantum theoretical description of the EPRB experiment in terms of a system of two $S = 1/2$ particles.

Section 4 addresses the problem of relating quantum theory and real data. In Section 4.1, we discuss how to generate individual events from the solution of the quantum theoretical problem and how to relate the quantum theoretical expectation values to the actual data. Section 4.3 deals with the inverse problem: How do we relate data to (quantum) theory? We elaborate on the fundamental difference between probabilities (quantities that appear in the mathematical theory) and frequencies (numbers obtained by counting events).

Section 5 introduces deterministic and pseudo-random event-based computer simulation models that satisfy Einstein's criteria of local causality and reproduce all the results of the quantum theory of two $S = 1/2$ particles. We also prove that these models can exhibit correlations that are stronger than those obtained from the quantum theory of two $S = 1/2$ particles.

In Section 6, we resolve the apparent conflict between the fact that there exist event-based simulation models that satisfy Einstein's criteria of local causality and reproduce

all the results of the quantum theory of two $S = 1/2$ particles and the folklore about Bell's theorem, stating that such models are not supposed to exist. We show that Bell's extension of Einstein's concept of locality implicitly assumes that the absence of a causal influence implies logical independence,³⁶ an assumption which, in general, leads to logical inconsistencies.^{36,37}

In Section 7, we use standard Kolmogorov probability calculus to analyze the probabilistic version of our simulation models. We give a rigorous proof that these models can reproduce *exactly* all the results of the quantum theory of two $S = 1/2$ particles.

In Section 8, we propose a principle to derive the probability distributions of quantum theory of the EPRB experiment by using the algebra of probable inference,^{37,47} that is the axioms of probability theory, without making recourse to quantum theory. Our conclusions are summarized in Section 9.

2. EPRB EXPERIMENTS

2.1. Spin 1/2 Particles

Many experimental realizations and quantum theoretical descriptions of the EPR gedanken experiment²³ adopt the model proposed by Bohm.² A schematic diagram of the EPRB experiment is shown in Figure 2. A source emits charge-neutral pairs of particles with opposite magnetic moments. The two particles separate spatially and propagate in free space to an observation station in which they are detected. As the particle arrives at station $i = 1, 2$, it passes through a Stern-Gerlach magnet.⁵⁰ The magnetic moment of a particle interacts with the inhomogeneous magnetic field of a Stern-Gerlach magnet. The Stern-Gerlach magnet deflects the particle, depending on the orientation of the magnet and the magnetic moment of the particle. The Stern-Gerlach magnet divides the beam of particles in two, spatially well-separated parts.⁵⁰ The observation that the beam splits into two, and not in a continuum of beams is interpreted as evidence that the

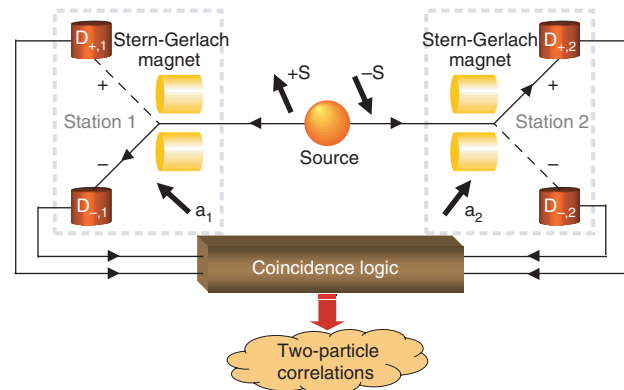


Fig. 2. Schematic diagram of an EPRB experiment with magnetic particles.²

particles carry a magnetic moment that can take two discrete values; it is quantized.⁵⁰ In quantum theory, we describe such a magnetic moment using $S = 1/2$ operators. By changing the orientation of the Stern-Gerlach magnet, we change the direction of the plane that divides the two beams of particles. In quantum theory language, we say that the quantization axis is determined by the orientation of the Stern-Gerlach magnet. As the particle leaves the Stern-Gerlach magnet, it generates a signal in one of the two detectors. The firing of a detector corresponds to a detection event.

Charge-neutral, magnetic particles that pass through a Stern-Gerlach magnet not only change their direction of motion but also experience a time-delay, depending on the direction of their magnetic moment, relative to the direction of the field in the Stern-Gerlach magnet. The time-delays in Stern-Gerlach magnets are used to perform spectroscopy of atomic size magnetic clusters⁵¹ and atomic interferometry.⁵²

Real experiments require a criterion to decide which events, registered in stations 1 and 2, correspond to the detection of particles belonging to a pair (a single two-particle system). In EPRB experiments, this criterion is the coincidence in time of the events,^{29,32,53} as is most clearly illustrated by the EPRB experiments that use the photon polarization as a two-state system.²⁴⁻³¹

2.2. Photon Polarization

In Figure 3, we show a schematic diagram of an EPRB experiment with photons (see also Fig. 2 in Ref. [29]). Here, a source emits pairs of photons with opposite polarization. Each photon of a pair propagates to an observation station in which it is manipulated and detected. The two stations are separated spatially and temporally.²⁹ This arrangement prevents the observation at station 1 (2) to have a causal effect on the data registered at station 2 (1).²⁹ As the photon arrives at station $i = 1, 2$, it passes through an electro-optic modulator that rotates the polarization of the photon by an angle depending on the voltage applied to the modulator. These voltages are controlled by two

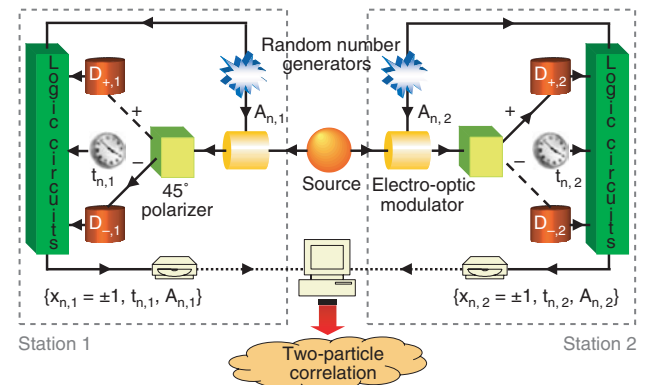


Fig. 3. Schematic diagram of an EPRB experiment with photons.²⁹

independent binary random number generators. As the photon leaves the polarizer, it generates a signal in one of the two detectors. The station's clock assigns a time-tag to each generated signal. Effectively, this procedure discretizes time in intervals of a width that is determined by the time-tag resolution τ .²⁹ In the experiment, the firing of a detector is regarded as an event.

As light is supposed to consist of non-interacting photons, it is not unreasonable to assume that the individual photons experience a time delay as they pass through the electro-optic modulators or polarizers. Indeed, according to Maxwell's equation, in the optically anisotropic materials used to fabricate these devices, plane waves with different polarization propagate with different velocity and are refracted differently.⁵⁴

It is clear that, at least conceptually, the EPRB experiments with photons or massive $S = 1/2$ particles are very similar.

2.3. Idealized Experiments

As it is one of the goals of this paper to demonstrate that it is possible to reproduce the results of quantum theory (which implicitly assumes idealized conditions) for the EPRB gedanken experiment by an event-based simulation algorithm, it would be logically inconsistent to "recover" the results of the former by simulating nonideal experiments. Therefore, in this paper, we consider ideal experiments only, meaning that we assume that detectors operate with 100% efficiency, clocks remain synchronized forever, the "fair sampling" assumption is satisfied,⁵⁵ and so on. We assume that the two stations are separated spatially and temporally such that the manipulation and observation at station 1 (2) cannot have a causal effect on the data registered at station 2 (1). Furthermore, to realize the EPRB gedanken experiment on the computer, we assume that the orientation of each Stern-Gerlach magnet or electro-optic modulator can be changed at will, at any time. Although these conditions are very difficult to satisfy in real experiments, they are trivially realized in computer experiments.

2.4. Particle Source

In general, on logical grounds (without counterfactual reasoning), it is impossible to make a statement about the directions of the spin (or polarization) of particles emitted by the source unless we have performed an experiment to determine these directions. Of course, in a computer experiment we have perfect control and we can select any direction that we like. Conceptually, we should distinguish between two extreme cases. In the first case, we assume that we know nothing about the direction of the spin (or polarization). We mimic this situation by using pseudo-random numbers to select the directions. This is the case that is typical for an EPRB experiment and we will refer to it as Case I. In the second case, referred to

as Case II, we assume that we know that the directions of both spins (or polarizations) are fixed (but not necessarily the same). A simulation algorithm that aims to reproduce all the results of quantum theory of two $S = 1/2$ particles should be able to reproduce these results for both Case I and II, *without any change to the simulation algorithm except for the part that simulates the source.*

2.5. Data Gathered in an EPRB Experiment

Here and in the sequel, we use the EPRB experiment with $S = 1/2$ particles as the primary example. The case of EPRB experiments that use the photon polarization can be treated in exactly the same manner, replacing three-dimensional unit vectors by two-dimensional ones, and so on.

In the experiment, the firing of a detector is regarded as an event. At the n th event, the data recorded on a hard disk at station $i = 1, 2$ consists of $x_{n,i} = \pm 1$, specifying which of the two detectors fired, the time tag $t_{n,i}$ indicating the time at which a detector fired, and the unit vector $\mathbf{a}_{n,i}$ that specifies the direction of the magnetic field in the Stern-Gerlach magnet. Hence, the set of data collected at station $i = 1, 2$ during a run of N events may be written as

$$\mathcal{T}_i = \{x_{n,i} = \pm 1, t_{n,i}, \mathbf{a}_{n,i} \mid n = 1, \dots, N\} \quad (2)$$

In the (computer) experiment, the data $\{\mathcal{T}_1, \mathcal{T}_2\}$ may be analyzed long after the data has been collected.²⁹ Coincidences are identified by comparing the time differences $\{t_{n,1} - t_{n,2} \mid n = 1, \dots, N\}$ with a time window W .²⁹ Introducing the symbol \sum' to indicate that the sum has to be taken over all events that satisfy $\mathbf{a}_i = \mathbf{a}_{n,i}$ for $i = 1, 2$, for each pair of directions \mathbf{a}_1 and \mathbf{a}_2 of the Stern-Gerlach magnets, the number of coincidences $C_{xy} \equiv C_{xy}(\mathbf{a}_1, \mathbf{a}_2)$ between detectors $D_{x,1}$ ($x = \pm 1$) at station 1 and detectors $D_{y,2}$ ($y = \pm 1$) at station 2 is given by

$$C_{xy} = \sum'_{n=1}^N \delta_{x, x_{n,1}} \delta_{y, x_{n,2}} \Theta(W - |t_{n,1} - t_{n,2}|) \quad (3)$$

where $\Theta(t)$ is the Heaviside step function. We emphasize that we count all events that, according to the same criterion as the one employed in experiment, correspond to the detection of pairs.

The average single-particle counts are defined by

$$E_1(\mathbf{a}_1, \mathbf{a}_2) = \frac{\sum_{x,y=\pm 1} x C_{xy}}{\sum_{x,y=\pm 1} C_{xy}}$$

and

$$E_2(\mathbf{a}_1, \mathbf{a}_2) = \frac{\sum_{x,y=\pm 1} y C_{xy}}{\sum_{x,y=\pm 1} C_{xy}} \quad (4)$$

where the denominator is the sum of all coincidences. According to standard terminology, the correlation

between $x = \pm 1$ and $y = \pm 1$ events is defined by³⁸

$$\rho(\mathbf{a}_1, \mathbf{a}_2) = \frac{\sum_{x,y} xy C_{xy} - \sum_{x,y} x C_{xy} \sum_{x,y} y C_{xy}}{\sum_{x,y} C_{xy} \sum_{x,y} C_{xy}} = \frac{\sum_{x,y} xy C_{xy} - \left(\sum_{x,y} x C_{xy}\right) \left(\sum_{x,y} y C_{xy}\right)}{\sqrt{\left(\sum_{x,y} x^2 C_{xy} - \left(\sum_{x,y} x C_{xy}\right)^2\right) \left(\sum_{x,y} y^2 C_{xy} - \left(\sum_{x,y} y C_{xy}\right)^2\right)}} \quad (5)$$

The correlation $\rho(\mathbf{a}_1, \mathbf{a}_2)$ is $+1$ (-1) in the case that $x = y$ ($x = -y$) with certainty. If the values of x and y are independent, the correlation $\rho(\mathbf{a}_1, \mathbf{a}_2)$ is zero, but the converse is not necessarily true.

In the case of dichotomic variables x and y , the correlation $\rho(\mathbf{a}_1, \mathbf{a}_2)$ is entirely determined by the average single-particle counts Eq. (4) and the two-particle average

$$E(\mathbf{a}_1, \mathbf{a}_2) = \frac{\sum_{x,y} xy C_{xy}}{\sum_{x,y} C_{xy}} = \frac{C_{++} + C_{--} - C_{+-} - C_{-+}}{C_{++} + C_{--} + C_{+-} + C_{-+}} \quad (6)$$

For later use, it is expedient to introduce the function

$$S(\mathbf{a}, \mathbf{b}, \mathbf{c}, \mathbf{d}) = E(\mathbf{a}, \mathbf{c}) - E(\mathbf{a}, \mathbf{d}) + E(\mathbf{b}, \mathbf{c}) + E(\mathbf{b}, \mathbf{d}) \quad (7)$$

and its maximum

$$S_{\max} \equiv \max_{\mathbf{a}, \mathbf{b}, \mathbf{c}, \mathbf{d}} S(\mathbf{a}, \mathbf{b}, \mathbf{c}, \mathbf{d}) \quad (8)$$

In general, the values for the average single-particle counts $E_1(\mathbf{a}_1, \mathbf{a}_2)$ and $E_2(\mathbf{a}_1, \mathbf{a}_2)$ the coincidences $C_{xy}(\mathbf{a}_1, \mathbf{a}_2)$, the two-particle averages $E(\mathbf{a}_1, \mathbf{a}_2)$, $S(\mathbf{a}, \mathbf{b}, \mathbf{c}, \mathbf{d})$, and S_{\max} not only depend on the directions \mathbf{a}_1 and \mathbf{a}_2 but also on the time-tag resolution τ and the time window W used to identify the coincidences.

2.6. Role of the Time Window

Most theoretical treatments of the EPRB experiment assume that the correlation, as measured in the experiment, is given by¹⁴

$$C_{xy}^{(\infty)} = \sum_{n=1}^N \delta_{x, x_{n,1}} \delta_{y, x_{n,2}} \quad (9)$$

which we obtain from Eq. (3) by taking the limit $W \rightarrow \infty$. Although this limit defines a valid theoretical model, there is no reason why this model should have any bearing on the real experiments, in particular because experiments pay considerable attention to the choice of W . A rational argument that might justify taking this limit is the hypothesis that for ideal experiments, the value of W should not matter. However, in experiments a lot of effort is made to reduce (not increase) W .^{29,56}

As we will see later, using our model it is relatively easy to reproduce the experimental facts and the results

of quantum theory if we consider the limit $W \rightarrow 0$. Furthermore, keeping W arbitrary does not render the mathematics more complicated so there really is no point of studying the simplified model defined by Eq. (9): We may always consider the limiting case $W \rightarrow \infty$ afterwards.

2.7. Case Study: Analysis of Experimental EPRB Data

It is remarkable that all textbook treatments of the EPRB experiment assume that the experimental data is obtained by using Eq. (9). This is definitely not the case.^{29,56} We illustrate the importance of the choice of the time window W by analyzing a data set (the archives Alice.zip and Bob.zip) of an EPRB experiment with photons that is publicly available.⁵⁷

In the real experiment, the number of events detected at station 1 is unlikely to be the same as the number of events detected at station 2. In fact, the data sets of Ref. [57] show that station 1 (Alice.zip) recorded 388455 events while station 2 (Bob.zip) recorded 302271 events. Furthermore, in the real EPRB experiment, there may be an unknown shift Δ (assumed to be constant during the experiment) between the times $t_{n,1}$ gathered at station 1 and the times $t_{n,2}$ recorded at station 2. Therefore, there is some extra ambiguity in matching the data of station 1 to the data of station 2.

A simple data processing procedure that resolves this ambiguity consists of two steps.⁵⁶ First, we make a histogram of the time differences $t_{n,1} - t_{m,2}$ with a small but reasonable resolution (we used 0.5 ns). Then, we fix the value of the time-shift Δ by searching for the time difference for which the histogram reaches its maximum, that is we maximize the number of coincidences by a suitable choice of Δ . For the case at hand, we find $\Delta = 4$ ns. Finally, we compute the coincidences, the two-particle

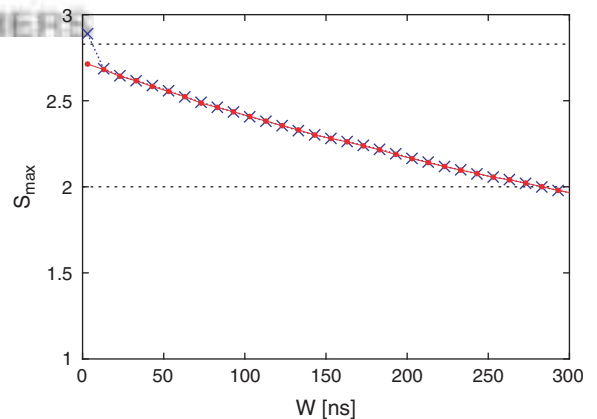


Fig. 4. S_{\max} as a function of the time window W , computed from the data sets contained in the archives Alice.zip and Bob.zip that can be downloaded from Ref. [57]. Bullets (red): Data obtained by using the relative time shift $\Delta = 4$ ns that maximizes the number of coincidences. Crosses (blue): Raw data ($\Delta = 0$). Dashed line at $2\sqrt{2}$: S_{\max} if the system is described by quantum theory (see Section 3). Dashed line at 2: S_{\max} if the system is described by the class of models introduced by Bell.¹⁴

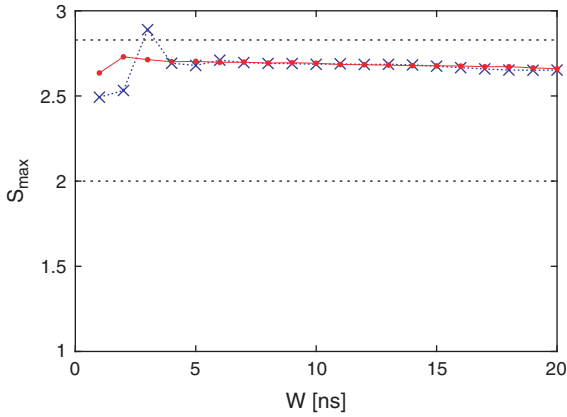


Fig. 5. Same as Figure 4 except for the range of W . Bullets (red): Data obtained by using the relative time shift $\Delta = 4$ ns that maximizes the number of coincidences. The maximum value of $S_{\max} \approx 2.73$ is found at $W = 2$ ns. Crosses (blue): Raw data $\Delta = 0$. The maximum value of $S_{\max} \approx 2.89$ is found at $W = 3$ ns.

average, and S_{\max} using the expressions given earlier. The average times between two detection events is 2.5 ms and 3.3 ms for Alice and Bob, respectively. The number of coincidences (with double counts removed) is 13975 and 2899 for $(\Delta = 4$ ns, $W = 2$ ns) and $(\Delta = 0$, $W = 3$ ns), respectively.

In Figures 4 and 5 we present the results for S_{\max} as a function of the time window W . First, it is clear that S_{\max} decreases significantly as W increases but it is also clear that as $W \rightarrow 0$, S_{\max} is not very sensitive to the choice of W .⁵⁶ Second, the procedure of maximizing the coincidence count by varying Δ reduces the maximum value of S_{\max} from a value 2.89 that considerably exceeds the maximum for the quantum system ($2\sqrt{2}$, see Section 3) to a value 2.73 that violates the Bell inequality and is less than the maximum for the quantum system.

The fact that the “uncorrected” data ($\Delta = 0$) violate the rigorous bound for the quantum system should not be taken as evidence that quantum theory is “wrong:” As we explain later, it merely indicates that the way in which the data of the two stations has been grouped in two-particle events is not optimal. Put more bluntly, there is no reason why a correlation between similar but otherwise unrelated data should be described by quantum theory. In any case, the analysis of the experimental data shows beyond doubt that a model which aims to describe real EPRB experiments should include the time window W and that the interesting regime is $W \rightarrow 0$, not $W \rightarrow \infty$ as is assumed in all textbook treatments of the EPRB experiment. In Sections 5 and 8, we show that our simulation models reproduce the salient features of Figures 4 and 5 quite well if $W \rightarrow 0$.

3. QUANTUM THEORY

In this section we briefly review some well-known results for the quantum theory of a system of two $S = 1/2$

particles and we give a brief account of the quantum theoretical description of Case I and Case II. In quantum theory, the state of a system of two $S = 1/2$ objects is described by a 4×4 density matrix ρ .⁴ The average value of a dynamical variable, represented by the 4×4 matrix X is $\langle X \rangle = \text{Tr} \rho X$.⁴ According to the axioms of quantum theory,⁴ repeated measurements on the two-particle system described by the density matrix ρ yield statistical estimates for the single-particle expectation values

$$\hat{E}_i(\mathbf{a}) = \langle \sigma_i \cdot \mathbf{a} \rangle \quad (10)$$

for $i = 1, 2$ and the two-particle correlations

$$\hat{E}(\mathbf{a}, \mathbf{b}) = \langle \sigma_1 \cdot \mathbf{a} \sigma_2 \cdot \mathbf{b} \rangle \quad (11)$$

where $\sigma_i = (\sigma_i^x, \sigma_i^y, \sigma_i^z)$ are the Pauli spin-1/2 matrices describing the spin of particle $i = 1, 2$,⁴ and \mathbf{a} and \mathbf{b} are unit vectors. We introduce the notation $\hat{\cdot}$ to distinguish the quantum theoretical results from the results obtained by analysis of the data $\{\Upsilon_1, \Upsilon_2\}$.

If the density matrix of the quantum system factorizes, $\rho = \rho_1 \otimes \rho_2$, where ρ_i is the 2×2 density matrix of particle i , then $\hat{E}(\mathbf{a}, \mathbf{b}) = \hat{E}_1(\mathbf{a})\hat{E}_2(\mathbf{b})$ and the correlation $\hat{\rho}(\mathbf{a}_1, \mathbf{a}_2) = \hat{E}(\mathbf{a}, \mathbf{b}) - \hat{E}_1(\mathbf{a})\hat{E}_2(\mathbf{b}) = 0$. Hence, the particles 1 and 2 are uncorrelated and the state $\rho = \rho_1 \otimes \rho_2$ is called the uncorrelated quantum state.

Let us denote $a = \hat{E}_1(\mathbf{a})$, $b = \hat{E}_1(\mathbf{b})$, and $c = \hat{E}_2(\mathbf{c})$, $d = \hat{E}_2(\mathbf{d})$, such that $S(\mathbf{a}, \mathbf{b}, \mathbf{c}, \mathbf{d}) = ac - ad + bc + bd$. Clearly, $a, b, c, d \in [-1, 1]$. For any $a, b, c, d \in [-1, 1]$ we have⁴²

$$\begin{aligned} |ac - ad + bc + bd| &\leq |ac - ad| + |bc + bd| \\ &\leq |a||c - d| + |b||c + d| \\ &\leq |c - d| + |c + d| \\ &\leq 1 - cd + 1 + cd \\ &\leq 2 \end{aligned} \quad (12)$$

Thus, we conclude that if the quantum system is in the uncorrelated state we must have

$$\hat{S}_{\max} \equiv \max_{\mathbf{a}, \mathbf{b}, \mathbf{c}, \mathbf{d}} \hat{S}(\mathbf{a}, \mathbf{b}, \mathbf{c}, \mathbf{d}) \leq 2 \quad (13)$$

If the density matrix ρ does not factorize, the upper-bound to S_{\max} can be found as follows.⁵⁸ Using the algebraic properties of the Pauli-spin matrices, a simple calculation yields,

$$\begin{aligned} &(\sigma_1 \cdot \mathbf{a} \sigma_2 \cdot \mathbf{c} - \sigma_1 \cdot \mathbf{a} \sigma_2 \cdot \mathbf{d} + \sigma_1 \cdot \mathbf{b} \sigma_2 \cdot \mathbf{c} + \sigma_1 \cdot \mathbf{b} \sigma_2 \cdot \mathbf{d})^2 \\ &= 4 + 4\sigma_1 \cdot (\mathbf{a} \times \mathbf{b}) \sigma_2 \cdot (\mathbf{c} \times \mathbf{d}) \end{aligned} \quad (14)$$

Noting that $\text{Tr} \rho X^\dagger Y$ defines an inner product on the vector space of 4×4 matrices X and Y , making use of the fact that ρ is positive semi-definite and that $\text{Tr} \rho = 1$, we have

$$\begin{aligned} |\text{Tr} \rho X|^2 &= |\text{Tr} \rho^{1/2} \rho^{1/2} X|^2 \\ &\leq \text{Tr}(\rho^{1/2})^\dagger \rho^{1/2} \text{Tr}(\rho^{1/2} X)^\dagger \rho^{1/2} X \\ &= \text{Tr} \rho X^\dagger X \end{aligned} \quad (15)$$

For $X = X^\dagger = \sigma_1 \cdot \mathbf{a}\sigma_2 \cdot \mathbf{c} - \sigma_1 \cdot \mathbf{a}\sigma_2 \cdot \mathbf{d} + \sigma_1 \cdot \mathbf{b}\sigma_2 \cdot \mathbf{c} + \sigma_1 \cdot \mathbf{b}\sigma_2 \cdot \mathbf{d}$, Eq. (15) becomes

$$[\hat{E}(\mathbf{a}, \mathbf{c}) - \hat{E}(\mathbf{a}, \mathbf{d}) + \hat{E}(\mathbf{b}, \mathbf{c}) + \hat{E}(\mathbf{b}, \mathbf{d})]^2 \leq 4 + 4\hat{E}(\mathbf{a} \times \mathbf{b}, \mathbf{c} \times \mathbf{d}) \quad (16)$$

As the eigenvalues of $\sigma_1 \cdot \mathbf{a}\sigma_2 \cdot \mathbf{b}$ are $\pm \mathbf{a} \cdot \mathbf{b}$, and since \mathbf{a} , \mathbf{b} , \mathbf{c} , and \mathbf{d} are unit vectors, we have $|E(\mathbf{a} \times \mathbf{b}, \mathbf{c} \times \mathbf{d})| \leq 1$. Hence⁵⁸

$$|\hat{S}(\mathbf{a}, \mathbf{b}, \mathbf{c}, \mathbf{d})| \leq 2\sqrt{2} \quad (17)$$

independent of the quantum state ρ . According to Eqs. (13) and (17), if $2 < \hat{S}_{\max} \leq 2\sqrt{2}$ the quantum system is in a correlated state, that is $\rho \neq \rho_1 \otimes \rho_2$. For pure states ($\text{Tr}\rho^2 = 1$), the converse is also true⁵⁹ but, for general states ρ it is not.⁶⁰⁻⁶² If, in an experiment or simulation, we would find that $S_{\max} > 2\sqrt{2}$, the results of this experiment or simulation cannot be described by the quantum theory of a system of two $S = 1/2$ particles.

We now examine the examples of a maximally correlated (entangled) quantum state (called Case I) and the uncorrelated quantum state (called Case II) in more detail.

3.1. Case I: Singlet State

The quantum theoretical description of the EPRB experiment assumes that the state of the two spin-1/2 particles is described by the singlet state $\rho = |\Psi\rangle\langle\Psi|$ where $|\Psi\rangle = (|\uparrow\downarrow\rangle - |\downarrow\uparrow\rangle)/\sqrt{2}$ and $|\uparrow\rangle$ ($|\downarrow\rangle$) is the eigenstate of σ^z with eigenvalue $+1$ (-1). For the singlet state, the single-particle expectation values and the two-particle correlations are given by

$$\hat{E}_i(\mathbf{a}_i) = \langle\Psi|\sigma_i \cdot \mathbf{a}_i|\Psi\rangle = 0; \quad i = 1, 2 \quad (18)$$

and

$$\hat{E}(\mathbf{a}_1, \mathbf{a}_2) = \langle\Psi|\sigma_1 \cdot \mathbf{a}_1\sigma_2 \cdot \mathbf{a}_2|\Psi\rangle = -\mathbf{a}_1 \cdot \mathbf{a}_2 \quad (19)$$

respectively. A simple calculation shows that $S_{\max} = 2\sqrt{2}$, in other words, the singlet state satisfies Eq. (17) with equality.

For the singlet state, the probability $P(x, y | \mathbf{a}_1, \mathbf{a}_2)$ that we observe a pair of events $x, y = \pm 1$ under the (fixed) condition $(\mathbf{a}_1, \mathbf{a}_2)$ is given by

$$P(x, y | \mathbf{a}_1, \mathbf{a}_2) = \frac{1 - xy\mathbf{a}_1 \cdot \mathbf{a}_2}{4} \quad (20)$$

from which it follows that

$$P(x | \mathbf{a}_1, \mathbf{a}_2) = \sum_{y=\pm 1} P(x, y | \mathbf{a}_1, \mathbf{a}_2) = 1/2, \quad (21)$$

$$P(y | \mathbf{a}_1, \mathbf{a}_2) = \sum_{x=\pm 1} P(x, y | \mathbf{a}_1, \mathbf{a}_2) = 1/2$$

Table I. Quantum system of two $S = 1/2$ objects: The expectation values in the singlet state (Case I) and in the product state (Case II).

	Case I	Case II
$\hat{E}_1(\mathbf{a}_1)$	0	$\mathbf{a}_1 \cdot \mathbf{S}_1$
$\hat{E}_2(\mathbf{a}_2)$	0	$\mathbf{a}_2 \cdot \mathbf{S}_2$
$\hat{E}(\mathbf{a}_1, \mathbf{a}_2)$	$-\mathbf{a}_1 \cdot \mathbf{a}_2$	$(\mathbf{a}_1 \cdot \mathbf{S}_1)(\mathbf{a}_2 \cdot \mathbf{S}_2)$

and

$$\sum_{x, y=\pm 1} P(x, y | \mathbf{a}_1, \mathbf{a}_2) = 1$$

$$\sum_{x, y=\pm 1} xP(x, y | \mathbf{a}_1, \mathbf{a}_2) = 0$$

$$\sum_{x, y=\pm 1} yP(x, y | \mathbf{a}_1, \mathbf{a}_2) = 0$$

$$\sum_{x, y=\pm 1} xyP(x, y | \mathbf{a}_1, \mathbf{a}_2) = -\mathbf{a}_1 \cdot \mathbf{a}_2 \quad (22)$$

in agreement with the second column of Table I.

In the quantum theoretical description, the state of the two spin-1/2 particles may be correlated ($\rho(\mathbf{a}_1, \mathbf{a}_2) = \hat{E}(\mathbf{a}_1, \mathbf{a}_2)$), even though the particles are spatially and temporally separated and do not necessarily interact.

3.2. Case II: Spin-Polarized State

In Case II, $\rho = \rho_1 \otimes \rho_2$ where $\rho_j = |\theta_j\phi_j\rangle\langle\theta_j\phi_j|$ and $|\theta_j\phi_j\rangle = \cos\theta_j|\uparrow\rangle + e^{i\phi_j}\sin\theta_j|\downarrow\rangle$ for $j = 1, 2$. A straightforward calculation shows that

$$\hat{E}_i(\mathbf{a}_i) = \mathbf{a}_i \cdot \mathbf{S}_i; \quad i = 1, 2 \quad (23)$$

$$\hat{E}(\mathbf{a}_1, \mathbf{a}_2) = \hat{E}_1(\mathbf{a}_1)\hat{E}_2(\mathbf{a}_2) \quad (24)$$

where $\mathbf{S}_i = (\cos\phi_i \sin\theta_i, \sin\phi_i \sin\theta_i, \cos\theta_i)$.

For the product state, the probability $P(x, y | \mathbf{a}_1, \mathbf{a}_2, \mathbf{S}_1, \mathbf{S}_2)$ that we observe a pair of events $x, y = \pm 1$ under the (fixed) condition $(\mathbf{a}_1, \mathbf{a}_2, \mathbf{S}_1, \mathbf{S}_2)$ is given by

$$P(x, y | \mathbf{a}_1, \mathbf{a}_2, \mathbf{S}_1, \mathbf{S}_2) = \frac{1 + x\mathbf{a}_1 \cdot \mathbf{S}_1}{2} \frac{1 + y\mathbf{a}_2 \cdot \mathbf{S}_2}{2} \quad (25)$$

and yields expectation values that are in agreement with the third column of Table I. Obviously, for the spin-polarized state $\rho(\mathbf{a}_1, \mathbf{a}_2) = \hat{E}(\mathbf{a}_1, \mathbf{a}_2) - \hat{E}_1(\mathbf{a}_1)\hat{E}_2(\mathbf{a}_2) = 0$, hence there is no correlation in this case.

3.3. Photon Polarization

In the quantum theoretical description of Case I, the whole system is described by the state

$$|\Psi\rangle = \frac{1}{\sqrt{2}}(|H\rangle_1|V\rangle_2 - |V\rangle_1|H\rangle_2)$$

$$= \frac{1}{\sqrt{2}}(|HV\rangle - |VH\rangle) \quad (26)$$

Table II. Quantum system of two photon polarizations: The expectation values in the singlet state (Case I) and in the product state (Case II) where $\cos \theta_1 = \mathbf{a}_1 \cdot \mathbf{S}_1$, $\cos \theta_2 = \mathbf{a}_2 \cdot \mathbf{S}_2$, and $\cos \theta_{1,2} = \mathbf{S}_1 \cdot \mathbf{S}_2$.

	Case I	Case II
$\hat{E}_1(\mathbf{a}_1)$	0	$\cos 2\theta_1$
$\hat{E}_2(\mathbf{a}_2)$	0	$\cos 2\theta_2$
$\hat{E}(\mathbf{a}_1, \mathbf{a}_2)$	$-\cos 2\theta_{1,2}$	$\cos 2\theta_1 \cos 2\theta_2$

where H and V denote the horizontal and vertical polarization and the subscripts refer to photon 1 and 2, respectively. The state $|\Psi\rangle$ cannot be written as a product of single-photon states, hence it is an entangled state.

In Case II, the photons have a definite polarization η_1 and η_2 when they enter the observation station. The polarization of the two photons is described by the product state

$$|\Psi\rangle = (\cos \eta_1 |H\rangle_1 + \sin \eta_1 |V\rangle_1) \cdot (\cos \eta_2 |H\rangle_2 + \sin \eta_2 |V\rangle_2) \quad (27)$$

Using the fact that the two-dimensional vector space with basis vectors $\{|H\rangle, |V\rangle\}$ is isomorphic to the vector space of spin-1/2 particles, we may use the quantum theory of the latter to describe the EPRB experiments with photons. The resulting expressions for the averages are given in Table II. They are similar to those of the genuine $S = 1/2$ problem except for the restriction of \mathbf{a}_1 and \mathbf{a}_2 to lie in planes orthogonal to the direction of propagation of the photons and the factor of two that multiplies the angles. The latter reflects the fact that the polarization is defined modulo π , not 2π as in the case of $S = 1/2$.

4. RELATING QUANTUM THEORY AND DATA

There is no doubt that quantum theory is very successful in describing a vast amount of phenomena in which we observe the ensemble average of many measurements that are repeated under the same external conditions.^{3,4} The EPRB experiments seem to be no exception: The analysis of the experimental data according to the procedure discussed earlier, demonstrates that $E(\mathbf{a}_1, \mathbf{a}_2) \approx \hat{E}(\mathbf{a}_1, \mathbf{a}_2)$.²⁴⁻³¹

On the other hand, as is well known from the early days of quantum mechanics, quantum theory itself has nothing to say about the individual events (quantum measurement paradox).^{3,4} The very concept of an event cannot be reconciled with quantum theory.^{3,4}

In this section, we elaborate on the relation between quantum theory and (experimental) data.

4.1. From Quantum Theory to Experimental Data

The fundamental problem of relating the object in the mathematical formalism of quantum theory to experimental facts may be solved by (1) interpreting the state of

the system as the probability distribution for events to occur and by (2) supplementing quantum theory by a Bernoulli process^{37,38} that generates logically independent events according to the prescribed probability distribution, the so-called measurement postulate. Thus, we have

$$\text{Quantum theory} + \text{Bernoulli process} \Rightarrow \text{Events} \quad (28)$$

All treatments of quantum theory that we are aware of turn the logical implication Eq. (28) around, without any justification and declare all quantum events to be uncorrelated random. Of course, it might be the case that the analysis of experimental data supports the hypothesis that the events are generated as Bernoulli trials. However, there is rather compelling experimental evidence that successive events are correlated.⁶³ Notwithstanding this, using Eq. (28) we are in the position to use quantum theory and discuss events in a mathematically well-defined context.

For simplicity, in the example of the EPRB experiment, we focus on the case where \mathbf{a}_1 and \mathbf{a}_2 are fixed in time. Let us then inquire how we can simulate the quantum theoretical results of the EPRB experiment (see Table I) using the procedure laid out by Eq. (28).

According to the axioms of quantum theory, in each event we observe only one of the eigenvalues of the dynamical variable that is being measured.⁴ For the case at hand, the eigenvalues of $\sigma_1 \cdot \mathbf{a}_1$, $\sigma_2 \cdot \mathbf{a}_2$, and $\sigma_1 \cdot \mathbf{a}_1 \sigma_2 \cdot \mathbf{a}_2$ are ± 1 . Then, according to Eq. (28), what is left to do is to imagine three Bernoulli processes that generate sets of data $\mathcal{Q} = \{a_n = \pm 1, b_n = \pm 1, c_n = \pm 1 \mid n = 1, \dots, N\}$ such that for a sufficiently large number of events N ,

$$\begin{aligned} \frac{1}{N} \sum_{n=1}^N a_n &\approx \hat{E}_1(\mathbf{a}_1) \\ \frac{1}{N} \sum_{n=1}^N b_n &\approx \hat{E}_2(\mathbf{a}_2) \\ \frac{1}{N} \sum_{n=1}^N c_n &\approx \hat{E}(\mathbf{a}_1, \mathbf{a}_2) \end{aligned} \quad (29)$$

for all \mathbf{a}_1 and \mathbf{a}_2 , the expressions for $\hat{E}_1(\mathbf{a}_1)$, $\hat{E}_2(\mathbf{a}_2)$, and $\hat{E}(\mathbf{a}_1, \mathbf{a}_2)$ being given in Table I. The fact that we use Bernoulli processes in which every trial is drawn from the same probability distribution guarantees, by the law of large numbers, that the average over all events converges with probability one to the ensemble average,^{37,38} which in the present case is given by quantum theory. Note that quantum theory does not impose any relation (correlation) between the numbers a_n , b_n , and c_n , other than that Eq. (29) should hold.

In general, generating data (x, y) according to the probability distributions Eqs. (20) and (25) is a nearly trivial exercise. Once we have solved the quantum mechanical problem, that is, once we have the explicit form of the wave function, constructing a Bernoulli process that generates events according to the explicit form is a simple

task. In practice, we assume that the pseudo-random number generator that we employ produces Bernoulli trials, a hypothesis that cannot be justified in a mathematically strict sense.

4.2. Fundamental Problem

Let us now try to relate the quantum theoretical expectation values that appear in Eqs. (10) and (11) to the actual data. In general, the probability for observing a pair of dichotomic variables $\{x, y\}$ can be written as

$$\tilde{P}(x, y | \mathbf{a}, \mathbf{b}) = \frac{1 + x\tilde{E}_x(\mathbf{a}, \mathbf{b}) + y\tilde{E}_y(\mathbf{a}, \mathbf{b}) + xy\tilde{E}_{xy}(\mathbf{a}, \mathbf{b})}{4} \quad (30)$$

from which, by the standard rules of probability theory, it follows that

$$\tilde{P}_y(x | \mathbf{a}, \mathbf{b}) \equiv \sum_{y=\pm 1} \tilde{P}(x, y | \mathbf{a}, \mathbf{b}) = \frac{1 + x\tilde{E}_x(\mathbf{a}, \mathbf{b})}{2} \quad (31)$$

$$\tilde{P}_x(y | \mathbf{a}, \mathbf{b}) \equiv \sum_{x=\pm 1} \tilde{P}(x, y | \mathbf{a}, \mathbf{b}) = \frac{1 + y\tilde{E}_y(\mathbf{a}, \mathbf{b})}{2} \quad (32)$$

By definition, x and y are logically independent if and only if $\tilde{P}(x, y | \mathbf{a}, \mathbf{b}) = \tilde{P}_y(x | \mathbf{a}, \mathbf{b})\tilde{P}_x(y | \mathbf{a}, \mathbf{b})$.^{4,37,38} If x and y are logically independent it is easy to show that $\tilde{E}_{xy} = \tilde{E}_x\tilde{E}_y$. In general, the converse is not true^{4,37,38} but in this particular case it is. Indeed, if $\tilde{E}_{xy} = \tilde{E}_x\tilde{E}_y$, it follows directly from Eq. (30) that $\tilde{P}(x, y | \mathbf{a}, \mathbf{b}) = \tilde{P}_y(x | \mathbf{a}, \mathbf{b})\tilde{P}_x(y | \mathbf{a}, \mathbf{b})$. Thus, for the case we are treating here, $\tilde{E}_{xy} \neq \tilde{E}_x\tilde{E}_y$ if and only if x and y are logically dependent.

In quantum theory, we have two different cases also. If the density matrix of the two spin-1/2 particle quantum system factorizes (Case II), we have $\langle \sigma_1 \cdot \mathbf{a} \sigma_2 \cdot \mathbf{b} \rangle = \langle \sigma_1 \cdot \mathbf{a} \rangle \langle \sigma_2 \cdot \mathbf{b} \rangle$ and the state of the system is completely characterized by $\hat{E}_1(\mathbf{a})$ and $\hat{E}_2(\mathbf{b})$. However, if the density matrix does not factorize (Case I), a complete characterization of this entangled state requires the knowledge of $\hat{E}_1(\mathbf{a})$, $\hat{E}_2(\mathbf{b})$, and $\hat{E}(\mathbf{a}, \mathbf{b})$. Upto this point, it seems that there is full analogy with the probabilistic model of the data, but we still have to relate the quantum theoretical expressions to the observed data.

To this end, we invoke the postulate that states that the possible values of a dynamical variable in quantum theory are the eigenvalues of the linear operator that corresponds to this variable.⁴ For the case at hand, the operators are $\sigma_1 \cdot \mathbf{a}$, $\sigma_2 \cdot \mathbf{b}$, and $\sigma_1 \cdot \mathbf{a} \sigma_2 \cdot \mathbf{b}$, with eigenvalues $\hat{x} = \pm 1$, $\hat{y} = \pm 1$, and $\hat{z} = \pm 1$, respectively.

It is evident that the triples $\{\hat{x}, \hat{y}, \hat{z}\}$ cannot represent the data Eq. (2) that is recorded and analyzed in real EPRB experiments:^{24,26-31} The quantum mechanical model is trivially incomplete in that it has no means to describe the time-tag data. But, quantum theory is incomplete in a more fundamental sense.^{2,23}

First, let us consider an experiment that produces z only. In general, the probability to observe z can be written as

$$\tilde{P}(z | \mathbf{a}, \mathbf{b}) = \frac{1 + z\tilde{E}_z(\mathbf{a}, \mathbf{b})}{2} \quad (33)$$

A consistent application of the postulates of quantum theory yields

$$P(\hat{z} | \mathbf{a}, \mathbf{b}) = \frac{1 + \hat{z}\hat{E}(\mathbf{a}, \mathbf{b})}{2} \quad (34)$$

and we would use $\hat{E}(\mathbf{a}, \mathbf{b}) = \tilde{E}_z(\mathbf{a}, \mathbf{b})$ to relate the theoretical result to the data. Likewise, we could imagine an experiment that produces x (y) and use $\hat{E}_1(\mathbf{a}) = E_x(\mathbf{a}, \mathbf{b})$ ($\hat{E}_2(\mathbf{b}) = E_y(\mathbf{a}, \mathbf{b})$) to relate the theoretical description to the data.

Second, we ask whether it is possible to describe by quantum theory, an experiment that yields the data $\{x, y\}$. According to the postulates of quantum theory, the probabilities for the eigenvalues to take the values $\{\hat{x}, \hat{y}\}$ are given by

$$P(\hat{x} | \mathbf{a}, \mathbf{b}) = \frac{1 + \hat{x}\hat{E}_1(\mathbf{a})}{2} \quad (35)$$

$$P(\hat{y} | \mathbf{a}, \mathbf{b}) = \frac{1 + \hat{y}\hat{E}_2(\mathbf{b})}{2} \quad (36)$$

where \hat{x} , and \hat{y} are logically independent random variables, that is each measurement of a dynamical variable constitutes a Bernoulli trial.⁴ Then, we would use $\hat{E}_1(\mathbf{a}) = E_x(\mathbf{a}, \mathbf{b})$ and $\hat{E}_2(\mathbf{b}) = E_y(\mathbf{a}, \mathbf{b})$ to relate the theory to the data.

But the real data is $\{x, y\}$, not the logically independent random variables $\{\hat{x}, \hat{y}\}$ of the mathematical model. Therefore the quantum theoretical description of an experiment that yields $\{x, y\}$ is necessarily incomplete if the data is such that $E_{xy} \neq E_x E_y$.

The fact that EPRB experiments show good agreement with the quantum theory of two $S = 1/2$ objects is not in conflict with this reasoning: In real EPRB experiments, the coincidences are computed according to Eq. (3), which includes the time-tag information, about which quantum theory has nothing to say. Hence there is no logical inconsistency.

4.3. From Experimental Data to Quantum Theory

Let us now turn things around and ask the much more interesting question how we, as observers, relate the observed data of an EPRB experiment to quantum theory. To simplify the discussion, we assume that the directions \mathbf{a}_1 and \mathbf{a}_2 are fixed. Thus, we start from the data set

$$\mathcal{E} = \{x_{n,1}, x_{n,2}, t_{n,1}, t_{n,2} | n = 1, \dots, N\} \quad (37)$$

and ask the question how to relate these numbers to the set of data

$$\mathcal{Q} = \{a_n, b_n, c_n | n = 1, \dots, N\} \quad (38)$$

that we obtained by adopting the procedure Eq. (28).

It is not difficult to see that there are no a-priori rules. How could there be rules? In general, there is no guarantee that the data \mathcal{E} that resides on the hard disk of the experimenter's computer has been produced by a physical system and not by, for instance, a bug in the operating system that is controlling the computer. Moreover, for bonafide experimental data, it should not matter who carries out the data analysis: Once the data has been recorded and there is agreement on the procedure to analyze this data, the results (but not necessarily the subjective conclusions) should not depend on whether or not the individual that performs the data analysis "knows" about quantum theory. The following example may be useful to understand the conceptual problem.

4.3.1. Relating Frequencies to Probabilities

Let us consider the experiment in which we toss a coin N times. The set of N observations looks like $\{H, H, T, \dots\}$ where H and T denote head and tails, respectively. From the set of data, we find that the number of times that the coin ends up with tails on the floor is h . Thus, the frequency with which we observe head is then $f = h/N$, which clearly is a well-defined number. Little thought shows that without any further knowledge/assumption about the experiment, that is all we can say (of course, we could calculate correlations between events and so on but this does not change the essential point of the discussion).

Imagining that we can continue the experiment forever does not help either because $\lim_{N \rightarrow \infty} h/N$ is not well-defined.³⁷⁻³⁹ Indeed, it may happen that we never observe heads or always observe heads. If, in our description of the experiment, we would like to go beyond just giving the numbers (h_i, N_i) for $i = 1, \dots, M$ repetitions of the experiment, we have to make additional assumptions.

Implicit in the interpretation of most scientific experiments is the assumption that there is some underlying process that generates the data. In the simple case of the coin, assuming Newton's law holds, solving the equations of motion allows us to predict the outcome of each individual toss.³⁷ This outcome depends on how well we know the initial conditions, the precise form of the force field and so on.

If a description on the level of individual events seems too complicated, or if we do not have enough knowledge to describe the whole experimental situation (as in the case of the coin), it is customary to postulate that there is some underlying probabilistic process that determines the frequency with which the events will be observed.

It is instructive to see how the process of reasoning works in the case of the coin (the use of quantum theory to describe observed phenomena requires the same logic). As usual, the simplest probabilistic model for the outcome of the experiment of tossing the coin, assumes that (1) there is a probability p to observe heads and that (2) this probability is logically independent of what happens at other

tosses. Now, these are nice words but, in the absence of any experimental data, what do they mean?

The probability p is a mathematical concept that we use to encode, by a real number in the interval $[0, 1]$, our state of knowledge about the problem.^{37,39} The statement that this probability is logically independent of what happens at other tosses cannot be expressed in terms of frequencies.³⁷⁻³⁹ It is an hypothesis that we make without knowing what the frequencies and correlations between the events will be. Once we have collected the experimental data, we may compute the probability for this hypothesis to be true or not and we may also use the observed frequency to assign a value to the probability p .³⁷⁻³⁹

From a logical and conceptual point of view, it is extremely important to realize that the first step is to define the concept of "probability" through the Kolmogorov set of axioms or through the more general inductive logic approach (see also Section 6).³⁷ Then, and only then, it may make sense to use the observed frequency to assign a number to the probability for an event to occur. We continue with the example of the coin to illustrate this point.

Now imagine a thought experiment (=a mental construct) in which we toss the coin N times. Note that in a strict mathematical sense, the mathematical model cannot be simulated by an algorithm on a digital computer, which by construction is a deterministic machine. Of course, using pseudo-random numbers, we can simulate events that are unpredictable to anyone who does not know the initial state or the pseudo-random number generator algorithm. The mathematical model can then be used to test whether it describes the global features (but not the individual events) well.

A direct, constructive proof that probabilities are defined through frequencies would be to invent a practical procedure (algorithm) that simulates the tossing of the coin such that the probability for head is *exactly* p and such that each toss is *logically independent* from all others. Such an algorithm does not exist: The concept of probability is a mental construct and has no meaning in the realm of algorithms that generate events but, that does not imply that the concept of probability would be useless for describing some of the features of the data generated by these algorithms.

In essence, we are repeating what has been said in the introduction. Looking back at the diagram in Figure 1, the mathematical model is located at the right hand side (model space). The mathematical model itself does not "produce" events. This is done by some algorithm (data space). We can test the various hypotheses that underpin the mathematical model by calculating expectation values (ensemble averages in the case of the coin) and, using the mathematical machinery of probability theory, compute the probability that these hypotheses are correct. Let us now see how this works in the case of the coin.

According to the assumed mathematical model, the probability to observe k heads and $N - k$ tails in a thought

experiment involving N tosses is given by^{37–39}

$$P(k | N, Z) = \frac{N!}{k!(N-k)!} p^k (1-p)^{N-k} \quad (39)$$

where Z represents all other knowledge about the experiment not contained in k and N .^{37, 39} If m denotes the number of heads such that $P(m | N, Z) = \max_k P(k | N, Z)$, we have

$$\frac{P(m | N, Z)}{P(m+1 | N, Z)} = \frac{(m+1)1-p}{N-m} \geq 1 \quad (40)$$

and

$$\frac{P(m | N, Z)}{P(m-1 | N, Z)} = \frac{N-m+1}{m} \frac{p}{1-p} \geq 1 \quad (41)$$

from which it follows that

$$\frac{m}{N+1} \leq p \leq \frac{m+1}{N+1} \quad (42)$$

and

$$\left(1 + \frac{1}{N}\right)p - \frac{1}{N} \leq \frac{m}{N} \leq \left(1 + \frac{1}{N}\right)p \quad (43)$$

According to our mathematical model, of all $k=0, \dots, m$, the value of k that has the largest probability to occur is m and from Eq. (43) it follows that as N increases, $m/N \rightarrow p$. Of course, we can easily calculate other useful quantities such as the ensemble average $\langle k/N \rangle = N^{-1} \sum_{k=0}^N k P(k | N, Z) = p$ and the variance $\langle (k/N)^2 \rangle - \langle k/N \rangle^2 = N^{-1} p(1-p)$.

We now consider the real experiment in which we toss the coin and assign the value $x_n = 0, 1$, if at the n th toss, we observe tail or head, respectively. The frequency of heads is then $f = N^{-1} \sum_{n=1}^N x_n$. The next logical step is to assume that the mathematical model, described above, is valid. Then, for the most likely experiment (the one with the largest probability to occur) we have $(1 + N^{-1})p - N^{-1} \leq f \leq (1 + N^{-1})p$. Furthermore, the ensemble average of each event x_n becomes a meaningful concept and, if we compute the ensemble average of the frequency, we find $\langle f \rangle = p$ as naively expected. Thus, it makes sense to use the observed frequency f for assigning a number to the symbol p in the mathematical theory. At this point, the mathematical theory has been “connected” to the observed phenomena. Once this connection has been made, we can (and should) use the tools of probability theory to compute the probability that the assumptions of the mathematical model are correct by confronting the mathematical results for various ensemble averages to the corresponding averages of the observed data.

From this simple example, we see that in order to attach a meaning to the observed frequencies, we first need to introduce a mathematical model, probability theory in this case, and make the hypothesis that the outcome of the toss is determined by a Bernoulli process with probability p . Only when this hypothesis has been made, it can be proven that the observed frequency approaches p as $N \rightarrow \infty$ with

probability one.^{37–39} Thus, the concept of probability and probability theory have to be introduced first. Only then we can use probability theory to relate the variables in the probabilistic model (p in the example of the coin) to the observed data.

This simple example clearly shows that frequencies and probabilities have a different logical status.^{4, 37, 39} Frequencies are the things that we observe (data space in Fig. 1) and exhibit a causal dependence on the conditions under which the data is recorded. Probability theory is a well-defined mathematical model (model space in Fig. 1) that allows us to think in a rational, logical manner.^{37, 39} Probabilities express logical relationships. A problem with the conceptual difference is that in many instances, simply using the frequency to assign a value to the probability works so well that we may be inclined to forget that there is a fundamental difference between the two. Although it is generally recognized that logical implication is not the same as physical causation, mixing up frequencies and probabilities leads to bizarre conclusions.^{4, 37, 39} As we discuss later, the mysteries surrounding the EPR paradox and Bell’s theorem dissolve if one recognizes that physical cause and logical dependence are fundamentally different concepts.³⁷

4.3.2. Relating EPRB Data to Quantum Theory

In the case of the EPRB experiment, we immediately see that we face the same fundamental problem if we go beyond the description of merely giving the data collected in the experiment. To make progress in understanding the behavior of the system as it is revealed to us by our (experimental) method of questioning, we have three options:

- (1) Use the established mathematical framework of probability theory to relate the quantities that appear in this theory (probabilities) to experimentally observed facts (expected frequencies).
- (2) Construct an event-based computer model that directly generates the data set Eq. (37), with expectation values that agree with those of quantum theory.
- (3) Without relying on concepts of quantum theory, construct a probabilistic model that predicts the expected frequencies as observed in the experiment.

As quantum theory has nothing to say about individual events,^{3, 4} logically speaking option (2) cannot make any reference to quantum theory. Sections 5 and 8 are devoted to options (2) and (3), respectively. For now, we continue with option (1).

If we measure a property of a single particle, from Eq. (29) we naively expect that the assignment

$$\begin{aligned} \hat{E}_1(\mathbf{a}_1) &\leftarrow \frac{\sum_{x,y=\pm 1} x C_{xy}}{\sum_{x,y=\pm 1} C_{xy}} \\ \hat{E}_2(\mathbf{a}_2) &\leftarrow \frac{\sum_{x,y=\pm 1} y C_{xy}}{\sum_{x,y=\pm 1} C_{xy}} \end{aligned} \quad (44)$$

holds with probability one. Note that Eq. (44) contains contributions from the events that fall within the coincidence window only. As explained earlier, for the assignments Eq. (44) to make sense mathematically, we have to assume that there is an underlying probabilistic process that generates the data $\{x_{n,i}\}$. The fact that quantum theory describes a very large variety of experimental data strongly suggests that the assignment Eq. (44) makes a lot of sense.

As explained earlier, for the quantum dynamical variable $\sigma_1 \cdot \mathbf{a} \sigma_2 \cdot \mathbf{b}$, it is not clear at all how to relate its eigenvalue c_n to the data set Eq. (37). What does it mean to measure a common property of a system of two particles? Why is the time-tag data absent in the quantum theoretical description while it is of vital importance for the experiment? Evidently, we need a proper operational definition of “a system of two particles” in terms of the observed data.

As it is our aim to reproduce the experimental results as well as the results of the quantum model for the experiment, it would be logically inconsistent to adopt a definition that is different from the one used in real EPRB experiments. Therefore, we should consider the assignment

$$\hat{E}(\mathbf{a}_1, \mathbf{a}_2) \leftarrow \frac{\sum_{x,y} x y C_{xy}}{\sum_{x,y} C_{xy}} \quad (45)$$

where the frequency to observe systems of two particles is given by

$$\begin{aligned} f(\mathbf{a}_1, \mathbf{a}_2, W) &= \frac{1}{N} \sum_{x,y} C_{xy} \\ &= \frac{1}{N} \sum_{n=1}^N \Theta(W - |t_{n,1} - t_{n,2}|) \end{aligned} \quad (46)$$

In Eq. (46), the coincidence in time enters because it is an essential ingredient in any EPRB experiment. The expression for the coincidence is an operational procedure to define precisely, in terms of the observed data, the meaning of the statement that two particles constitute a two-particle system.

5. SIMULATION MODEL

In this section, we take up the main challenge, the construction of locally causal (in Einstein’s sense) processes that generate the data sets Eq. (2) such that they reproduce the results of quantum theory, summarized in Table I.

A concrete simulation model of the EPRB experiment sketched in Figure 2 requires a specification of the information carried by the particles, the algorithm that simulates the source and the observation stations, the Stern-Gerlach magnets, and the procedure to analyze the data. We now describe a computer simulation model that generates the data $\{\mathcal{T}_1, \mathcal{T}_2\}$, see Eq. (2). From the specification of the algorithm, it will be clear that it complies with Einstein’s criterion of local causality on the

ontological level: Once the particles leave the source, an action at observation station 1 (2) can, in no way, have a causal effect on the outcome of the measurement at observation station 2 (1).

In this section, we limit the discussion to systems of two $S = 1/2$ particles. The algorithm that simulates the EPRB experiments with photons, as well as the results of the simulations, are very similar to those presented here. A detailed account of the simulations for the photon system can be found elsewhere.^{33–35}

5.1. Algorithm

5.1.1. Source and Particles

As in the quantum theoretical treatment of the problem, we will consider two different cases. In Case I, the source emits particles that carry a unit vector $\mathbf{S}_{n,i} = (-1)^{i+1} (\cos \varphi_n \sin \theta_n, \sin \varphi_n \sin \theta_n, \cos \theta_n)$, representing the magnetic moment (or spin) of the particles. The spin of a particle is completely characterized by φ_n and $\cos \theta_n$, which we assume to be distributed uniformly over the interval $[0, 2\pi[$ and $[-1, 1]$, respectively. In Case II, the source emits particles that carry fixed unit vectors $\mathbf{S}_{n,i} = \mathbf{S}_i$.

5.1.2. Observation Station

Prior to the data collection, we fix the number M of different directions of the Stern-Gerlach magnets. We use $4M$ pseudo-random numbers to fill the arrays $(\mathbf{b}_{i,1}, \dots, \mathbf{b}_{i,M})$ for $i = 1, 2$ (in the photon experiments of Aspect et al. and Weihs et al., $M = 2$).^{26,29}

5.1.3. Stern-Gerlach Magnet

The input-output relation of a Stern-Gerlach magnet is rather simple: For a fixed direction \mathbf{a}_i of the field, the Stern-Gerlach magnet deflects a particle with magnetic moment $\mathbf{S}_{n,i}$ in a direction that we label by $x_{n,i} = \pm 1$. As the particle travels through the Stern-Gerlach magnet, the magnetic moment of the particle changes from $\mathbf{S}_{n,i}$ to $\mathbf{S}_{n,i} = x_{n,i} \mathbf{a}_i$.

According to the simple quantum mechanical model of the Stern-Gerlach experiment,⁴ for fixed \mathbf{S} and fixed \mathbf{a}_i , the probability to observe $x_{n,i} = \pm 1$ is $(1 \pm \mathbf{S} \cdot \mathbf{a}_i)/2$. Thus, in this case, the simulation algorithm should generate the sequence $x_{n,i} = \pm 1$ such that

$$\lim_{N \rightarrow \infty} \frac{1}{N} \sum_{n=1}^N x_{n,i} = \langle x_{n,i} \rangle = \mathbf{S} \cdot \mathbf{a}_i \quad (47)$$

with probability one. However, if the input consists of uniformly distributed $\mathbf{S}_{n,i}$, the sequence of output bits $x_{n,i} = \pm 1$ should satisfy

$$\lim_{N \rightarrow \infty} \frac{1}{N} \sum_{n=1}^N x_{n,i} = \langle x_{n,i} \rangle = 0 \quad (48)$$

with probability one, independent of the orientation \mathbf{a}_i of the Stern-Gerlach magnet. We now consider two algorithms, a deterministic and a pseudo-random one, that simulate the operation of a Stern-Gerlach magnet.

Deterministic Model. Elsewhere, we have demonstrated that simple deterministic, local, causal, and classical processes that have a primitive form of learning capability can be used to simulate quantum systems, not by solving a wave equation but directly through event-by-event simulation.⁸⁻¹¹ The events are generated such that their frequencies of occurrence agree with the probabilities of quantum theory. In this simulation approach, the basic processing unit is called a deterministic learning machine (DLM).^{8-11, 64}

A DLM is a device that exchanges information with the particles that pass through it. It learns by comparing the message carried by an event with predictions based on the knowledge acquired by the DLM during the processing of previous events. The DLM tries to do this in an efficient manner, effectively by minimizing the difference of the data in the message and the DLM's internal representation of it.⁸⁻¹¹ A DLM learns by processing successive events but does not store the data contained in the individual events.

Connecting the input of a DLM to the output of another DLM yields a locally connected network of DLMs. A DLM within the network locally processes the data contained in an event and responds by sending a message that may be used as input for another DLM. Networks of DLMs process messages in a sequential manner and only communicate with each other by message passing: They satisfy Einstein's criterion of local causality.

For the present purpose, we only need the simplest version of the DLM.⁸ The DLM that we use to simulate the operation of the Stern-Gerlach magnet is defined as follows. The internal state of the i th DLM, after the n th event, is described by one real variable $u_{n,i}$. Although irrelevant for what follows, this variable may be thought of as describing the fluctuations of the applied field due to the passage of an uncharged particle that carries a magnetic moment. As the particle with spin $\mathbf{S}_{n,i}$ communicates (interacts) with the DLM (applied field), the latter updates its internal state according to

$$u_{n,i} = \begin{cases} lu_{n-1,i} + 1 - l & \text{if } \mathbf{S}_{n,i} \cdot \mathbf{a}_i \geq lu_{n-1,i} \\ lu_{n-1,i} - 1 + l & \text{if } \mathbf{S}_{n,i} \cdot \mathbf{a}_i < lu_{n-1,i} \end{cases} \quad (49)$$

and the spin changes according to

$$\mathbf{S}_{n,i} = \begin{cases} +\mathbf{a}_i & \text{if } \mathbf{S}_{n,i} \cdot \mathbf{a}_i \geq lu_{n-1,i} \\ -\mathbf{a}_i & \text{if } \mathbf{S}_{n,i} \cdot \mathbf{a}_i < lu_{n-1,i} \end{cases} \quad (50)$$

corresponding to spin up and spin down (relative to the direction of the magnetic field \mathbf{a}_i), respectively. If the DLM selects spin up (down), it generates a $x_{n,i} = +1$ ($x_{n,i} = -1$) event. In Eqs. (49) and (50), $0 < l < 1$ is a parameter

that controls the speed with which the DLM learns (and forgets) about the incoming events.

The dynamic behavior of the DLM, defined by the rule Eq. (49) is discussed in detail elsewhere⁸ and may be summarized as follows:

- (1) If the DLM receives particles with fixed spin $\mathbf{S}_{n,i} = \mathbf{S}$, the sequence $\{x_{n,i}\}$ is periodic for all $n > n_0$, n_0 depending on $u_{0,i}$ and l .⁸ For $n > n_0$, the frequency $N_{\pm}/(N_+ + N_-)$ of $x_{n,i} = \pm 1$ events is given by $(1 + \mathbf{S} \cdot \mathbf{a}_i)/2$ and we have⁸

$$\lim_{N \rightarrow \infty} \frac{1}{N} \sum_{n=1}^N x_{n,i} = \mathbf{S} \cdot \mathbf{a}_i \quad (51)$$

exactly. Note that the limit $N \rightarrow \infty$ in Eq. (51) is well-defined because the sequence $\{x_{n,i}\}$ is periodic with a finite periodicity.⁸

- (2) If the DLM receives $\mathbf{S}_{n,i}$, statistically independent and uniformly distributed over the unit sphere, then the DLM generates the sequence $x_{n,i} = \text{sign}(\mathbf{S}_{n,i} \cdot \mathbf{a}_i)$ for all $n > n_0$, n_0 depending on $u_{0,i}$ and l .⁸ In this case we have

$$\lim_{N \rightarrow \infty} \frac{1}{N} \sum_{n=1}^N x_{n,i} = 0 \quad (52)$$

In this case, the $x_{n,i}$ are Bernoulli variables and the law of large numbers then guarantees that Eq. (52) holds with probability one.³⁸

Thus, depending on the nature of the input sequence $\mathbf{S}_{n,i}$, the DLM generates output sequences $\{x_{n,i} = \pm 1\}$ and particles with spin $\mathbf{S}_{n,i}$ such that the time average of these sequences agree with the experimental facts.

Pseudo-Random Model. The simplest algorithm that performs the task of simulating a Stern-Gerlach magnet reads

$$x_{n,i} = \begin{cases} +1 & \text{if } r_n \leq \mathbf{S}_{n,i} \cdot \mathbf{a}_i \\ -1 & \text{if } r_n > \mathbf{S}_{n,i} \cdot \mathbf{a}_i \end{cases} \quad (53)$$

where $-1 \leq r_n < 1$ are uniform pseudo-random numbers and the spin changes according to

$$\mathbf{S}_{n,i} = \begin{cases} +\mathbf{a}_i & \text{if } x_{n,i} = +1 \\ -\mathbf{a}_i & \text{if } x_{n,i} = -1 \end{cases} \quad (54)$$

It is easy to check that on average, the input-output behavior is the same as the one of the idealized Stern-Gerlach magnet.

5.1.4. Time Tags

When a charge-neutral, magnetic particle passes through a Stern-Gerlach magnet it experiences a time-delay that depends on the direction of its magnetic moment relative to the direction of the field in the Stern-Gerlach magnet. Experimentally, this time-delay is used to perform spectroscopy of atomic size magnetic clusters⁵¹ and atomic

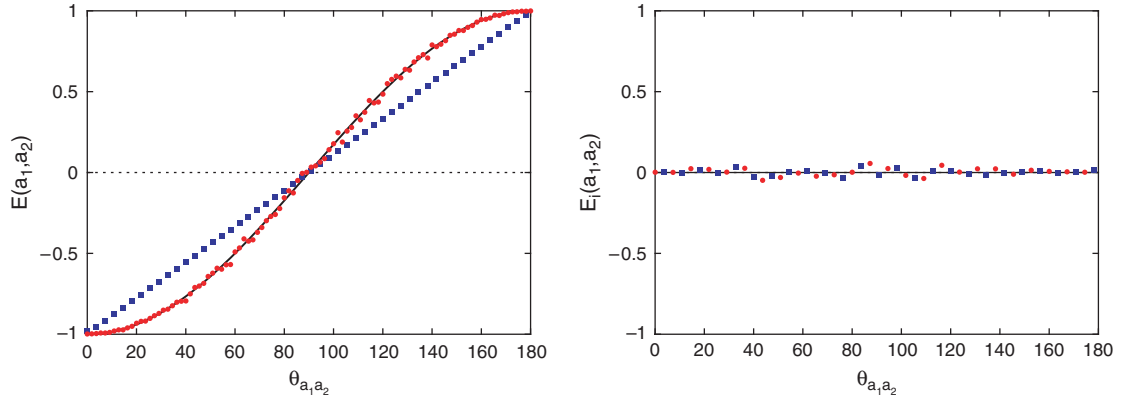


Fig. 6. Comparison between the event-based simulation results obtained by using a deterministic model for the Stern-Gerlach magnets and quantum theory for Case I. Left: The two-particle correlation $E(\mathbf{a}_1, \mathbf{a}_2)$ as a function of $\theta_{\mathbf{a}_1, \mathbf{a}_2} \equiv \arccos(\mathbf{a}_1 \cdot \mathbf{a}_2)$. The simulation results are for $k = 1$, $\tau = 0.001$, $l = 0.999$, $M = 10$, $N = 10^6$, $d = 3$ (red bullets) and $d = 0$ (blue squares), the latter corresponding to discarding the time-tag data (equivalent to $W > T_0$). Solid line (black): $\hat{E}(\mathbf{a}_1, \mathbf{a}_2) = -\cos \theta_{\mathbf{a}_1, \mathbf{a}_2}$, as obtained from quantum theory. Right: Single-particle expectation value as a function of $\theta_i \equiv \arccos(\mathbf{a}_i \cdot \mathbf{z})$, where \mathbf{z} is the unit vector in the z -direction. The simulation results are for $k = 1$, $\tau = 0.001$, $l = 0.999$, $M = 10$, $N = 10^6$, and $d = 3$. Bullets (red): $E_1(\mathbf{a}_1, \mathbf{a}_2)$; Squares (blue): $E_2(\mathbf{a}_1, \mathbf{a}_2)$. Solid line (black): $\hat{E}_1(\mathbf{a}_1) = \hat{E}_2(\mathbf{a}_2) = 0$ for all orientations of the Stern-Gerlach magnets, as obtained from quantum theory.

interferometry.⁵² As a simple simulation model for this time delay mechanism, we assume that the time delay $t_{n,i}$ of a particle with spin $\mathbf{S}_{n,i}$ is distributed uniformly over the interval $[t_0, t_0 + T_{n,i}]$. Similarly, experimental evidence that the time-of-flight of single photons passing through an electro-optic modulator fluctuates considerably can be found in Ref. [56]. The idea that these fluctuations might be responsible for the observed “quantum correlations” has been proposed in our earlier work.²²

From Eq. (3), it follows that only differences of time delays matter. Hence, we may put $t_0 = 0$. The time-tag for the event n is then $t_{n,i} \in [0, T_{n,i}]$. We thus need an explicit expression for $T_{n,i}$. The choice $T_{n,i} = \text{constant}$ is too simple: In this case we recover the model considered by Bell, which is known not to reproduce the correct quantum correlation Eq. (19).¹⁴

Assuming that the particle only “knows” the direction of its own spin relative to the direction of the magnetic field in the Stern-Gerlach magnet, we can construct one number that is rotationally invariant, namely $\mathbf{S}_{n,i} \cdot \mathbf{a}_i$. Thus, we assume $T_{n,i} = F(\mathbf{S}_{n,i} \cdot \mathbf{a}_i)$. As $\mathbf{S}_{n,i} \cdot \mathbf{a}_i = \cos \theta_{\mathbf{S}_{n,i}, \mathbf{a}_i}$ determines whether the particle generates a $+1$ or -1 signal, it is not unreasonable to expect that F is a function of $\sin \theta_{\mathbf{S}_{n,i}, \mathbf{a}_i}$. After a few trials, we found that $T_{n,i} = T_0 |1 - (\mathbf{S}_{n,i} \cdot \mathbf{a}_i)^2|^{d/2} = T_0 |\mathbf{S}_{n,i} \times \mathbf{a}_i|^d$, yields interesting results. Here, T_0 is the maximum time delay which defines the unit of time and d is a free parameter in our model. In the sequel, we express τ , W , $t_{n,i}$, and $T_{n,i}$ in units of T_0 , which for convenience we set equal to one.

5.1.5. Data Analysis

The algorithm described earlier generates the data sets \mathcal{T}_i for spin-1/2 particles, just as experiment does for photons.²⁹ In order to count the coincidences, we strictly follow the procedure adopted in the EPRB experiment with

photons.²⁹ First, we choose a time-tag resolution $0 < \tau < T_0$ and a coincidence window $\tau \leq W$. We set the correlation counts $C_{xy}(\alpha_m, \beta_{m'})$ to zero for all $x, y = \pm 1$ and $m, m' = 1, \dots, M$. We compute the discretized time tags $k_{n,i} = \lceil t_{n,i}/\tau \rceil$ for all events in both data sets. Here $\lceil x \rceil$ denotes the smallest integer that is larger or equal to x , that is $\lceil x \rceil - 1 < x \leq \lceil x \rceil$. According to the procedure adopted in the experiment,²⁹ an entangled pair is observed if and only if $|k_{n,1} - k_{n,2}| < k = \lceil W/\tau \rceil$. Thus, if $|k_{n,1} - k_{n,2}| < k$, we increment the count $C_{x_{n,1}, x_{n,2}}(\alpha_m, \beta_{m'})$. After processing all the data for the N events, we compute the single-particle expectation values and the correlation according to Eqs. (4) and (6), respectively.

5.2. Deterministic Model: Results

5.2.1. Simulation of Case I and II

We first demonstrate that the simulation model reproduces the results of quantum theory in the case of the EPRB experiment (Case I). In Figure 6 we show simulation data for $k = 1$, $d = 0, 3$, $\tau = 0.001$, $l = 0.999$, and $M = 10$, $N = 10^6$ for 100 randomly chosen values of $\mathbf{a}_1 \cdot \mathbf{a}_2$, covering the interval $[-1, +1]$. At the n th event, two uniform pseudo-random numbers $1 \leq m, m' \leq M$ are used to select the rotation angles $\mathbf{a}_{n,i} = \mathbf{b}_{i,m}$. Within the statistical errors, for the pseudo-random number generators that we use,⁶⁵ the correlation between m and m' is zero. The solid line is the prediction of quantum theory, see second column of Table I. It is clear that for $d = 3$ there is excellent agreement between simulation and quantum theory. This is not an accident. Simulations for $d = 3$ but with different values of the other parameters (results not shown) confirm that for sufficiently small τ and sufficiently large N , the simulation model reproduces the quantum theoretical results listed in the second column of Table I.

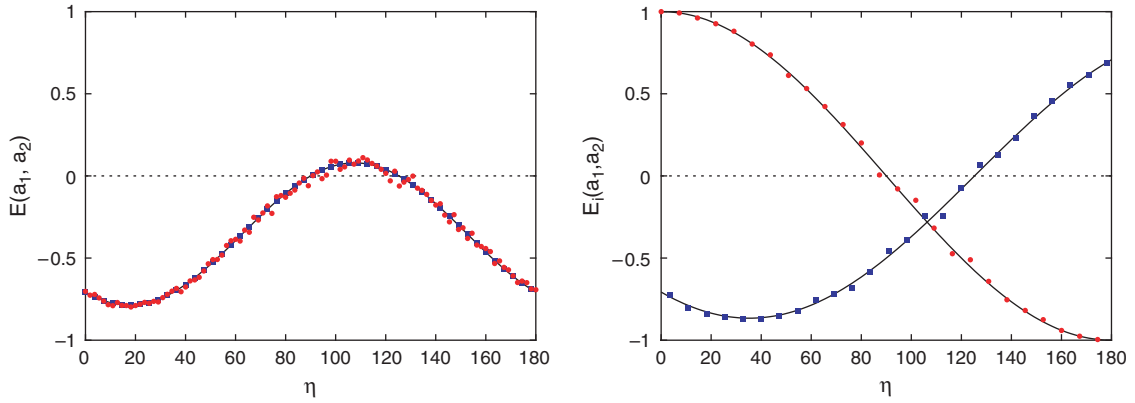


Fig. 7. Same as in Figure 6 except that we simulate Case II with $\mathbf{a}_1 = (0, 0, 1)$, $\mathbf{a}_2 = (1/2, 1/2, 1/\sqrt{2})$, $\mathbf{S}_{n,i} = (-1)^{i+1}(\sin \eta, 0, \cos \eta)$ for $0 \leq \eta \leq \pi$, and $\theta_i \equiv \arccos(\mathbf{a}_i \cdot \mathbf{S}_i)$ and that we plot the two-particle correlation and the single-particle expectation value as a function of η .

Second, to simulate Case II, we let the source produce particles with fixed polarization but we do not change the algorithm that simulates the observation stations. In Figure 7, we present simulation data for $k = 1$, $d = 0, 3$, $\tau = 0.001$, $l = 0.999$, and $N = 10^6$, $\mathbf{a}_1 = (0, 0, 1)$, $\mathbf{a}_2 = (1/2, 1/2, 1/\sqrt{2})$, and $\mathbf{S}_{n,i} = (-1)^{i+1}(\sin \eta, 0, \cos \eta)$ for $0 \leq \eta \leq \pi$. For this choice of \mathbf{a}_1 , \mathbf{a}_2 , and $\mathbf{S}_{n,i}$, quantum theory predicts (see Table I)

$$\begin{aligned} \hat{E}_1(\mathbf{a}_1) &= \cos \eta \\ \hat{E}_2(\mathbf{a}_2) &= -\frac{\sin \eta + \sqrt{2} \cos \eta}{2} \\ \hat{E}(\mathbf{a}_1, \mathbf{a}_2) &= -\frac{(\sin \eta + \sqrt{2} \cos \eta) \cos \eta}{2} \end{aligned} \quad (55)$$

and for $d = 3$, as shown in Figure 7, the simulation model reproduces the quantum theoretical results very well.

Extensive tests (data not shown) lead to the conclusion that for $d = 3$ and $W \rightarrow \tau \rightarrow 0$, our simulation model reproduces all the results of quantum theory of two $S = 1/2$ objects, for both Case I and Case II.

Also shown in the left panel of Figures 6 and 7 are the results for $E(\mathbf{a}_1, \mathbf{a}_2)$ if we ignore the time-delay data (equivalent to $d = 0$ or $W > T_0$). In Case I (see Fig. 6), we obtain simulation results that agree very well with the result that is obtained by considering the class of models studied by Bell. In Case II, $E(\mathbf{a}_1, \mathbf{a}_2)$ is given by the expression in Eq. (55) and up to the usual statistical fluctuations, the simulation data (see Fig. 7) do not depend on the value of the time-tag parameter d and the time window W .

5.2.2. Case I: Numerical Treatment

As a check on the simulation results for Case I, we examine the limit $N \rightarrow \infty$ and show that in the limit $W \rightarrow 0$, the simulation model yields the two-particle correlation that is characteristic for the singlet state.^{22,33}

In the case of Case I we may replace the DLM model for the Stern-Gerlach magnet by the more simple model

that generates data according to $x_{n,i} = \text{sign}(\mathbf{S}_{n,i} \cdot \mathbf{a}_i)$. For $N \rightarrow \infty$, Eq. (6) can be written as

$$E(\mathbf{a}_1, \mathbf{a}_2) = \frac{\int_0^\pi \int_0^{2\pi} x_1 x_2 D(T_1, T_2, W) \sin \theta d\theta d\varphi}{\int_0^\pi \int_0^{2\pi} D(T_1, T_2, W) \sin \theta d\theta d\varphi} \quad (56)$$

where $D(T_1, T_2, W)$ is the density of coincidences for fixed \mathbf{a}_i and angles (φ, θ) (within a small surface area $\sin \theta d\theta d\varphi$), $T_i \equiv F(\mathbf{S}_i \cdot \mathbf{a}_i)$, $\mathbf{S}_i = \mathbf{S}_i(\varphi, \theta)$, and $x_i = \text{sign}(\mathbf{S}_i \cdot \mathbf{a}_i)$.

An analytical expression for $D(T_1, T_2, W)$ can be derived as follows. For a fixed time-tag resolution $0 < \tau < 1$, the discretized time-tag for the n th detection event is given by $k_{n,i} = \lceil t_{n,i} \tau^{-1} \rceil$ where $\lceil x \rceil$ denotes the smallest integer that is larger or equal to x . The discretized time-tag $k_{n,i}$ takes integer values between 1 and $K_i \equiv \lceil \tau^{-1} T_i \rceil$, where K_i is the maximum, discretized time delay for a particle carrying angles (φ, θ) and passing through a Stern-Gerlach magnet with orientation \mathbf{a}_i . If $|k_{n,1} - k_{n,2}| < k = \lceil \tau^{-1} W \rceil$, the two spin-1/2 particles are defined to form a pair. For fixed \mathbf{a}_i and (φ, θ) , we can count the total number of pairs, or coincidences $C(K_1, K_2, k)$, by considering the graphical representation shown in Figure 8. After a careful examination of all possibilities, we find that the density can be written as $D(T_1, T_2, \tau) = C(K_1, K_2, 1)/K_1 K_2$ where

$$\begin{aligned} C(K_1, K_2, k) &= (2k_0 - 1)k_{12} - k_0(k_0 - 1)/2 \\ &\quad - \max(0, (K_{12} - 1)\max(0, K_{12})/2) \\ &\quad + \max(0, k - k_0)k_0 - \max(0, kk_{12} - K_1 K_2) \end{aligned} \quad (57)$$

and $k_0 = \min(K_1, K_2, k)$, $k_{12} = \min(K_1, K_2)$, and $K_{12} = k_{12} - \max(0, \max(K_1, K_2) - k)$. After substituting Eq. (57) into Eq. (56), the remaining integrals are easily calculated numerically.

In Figure 9 we present results for $S(\theta) = S(\mathbf{a}, \mathbf{b}, \mathbf{c}, \mathbf{d})$ for the case $k = W = 1$ and $d = 0, \dots, 5$ and the choice $\mathbf{a} \cdot \mathbf{c} = \mathbf{b} \cdot \mathbf{c} = \mathbf{b} \cdot \mathbf{d} = \cos \theta$ and $\mathbf{a} \cdot \mathbf{d} = \cos 3\theta$.⁴ For $d = 0$ (or $W > T_0$), we find that $S(\theta) \leq 2$. Thus, we see that ignoring

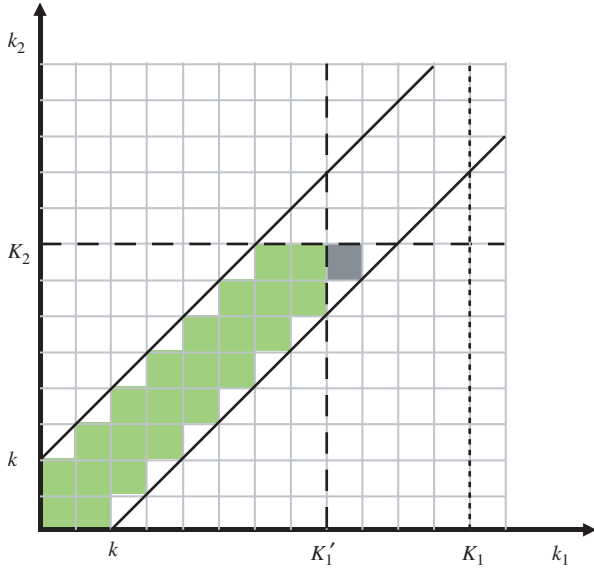


Fig. 8. Graphical representation of the process of counting pairs. The time interval is divided in bins of size τ , represented by the elementary squares. The two parallel, 45° lines indicate the time window W , which was chosen to be 2τ in this example. In the limit $N \rightarrow \infty$, the total number of pairs for fixed \mathbf{a}_i and (φ, θ) is given by the number of whole squares that fall within the time window and satisfy $1 \leq k_i < K_i$ for $i = 1, 2$. For $K_1 > K_2$, all filled squares contribute while for $K'_1 = K_2$, the dark gray square does not contribute. For $K_1 < K_2$ we interchange labels 1 and 2.

time-tag data automatically renders our model incapable of producing data that violates the Bell inequalities.¹⁴ For $1 \leq d < 3$, $2 < S_{\max} < 2\sqrt{2}$ and hence, the model violates the Bell inequality but does not reproduce the correlations

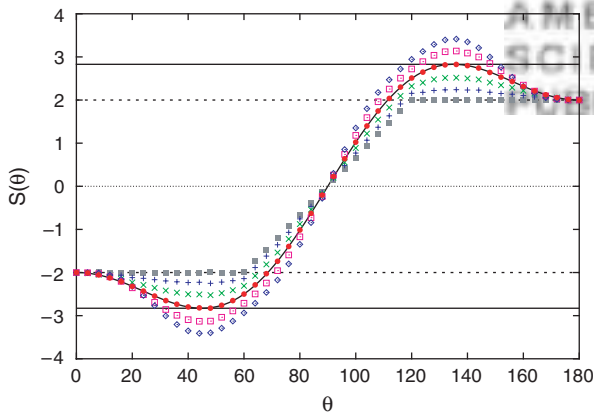


Fig. 9. Results for $S(\theta) = S(\mathbf{a}, \mathbf{b}, \mathbf{c}, \mathbf{d})$ where $\mathbf{a} \cdot \mathbf{c} = \mathbf{b} \cdot \mathbf{c} = \mathbf{b} \cdot \mathbf{d} = \cos \theta$ and $\mathbf{a} \cdot \mathbf{d} = \cos 3\theta$,⁴ for the case $k = W = 1$ and $d = 0, \dots, 5$, as obtained by numerical evaluation of Eq. (56). Solid squares (gray): $d = 0$ (or $W > T_0$); Pluses (blue): $d = 1$; Crosses (green): $d = 2$; Bullets (red): $d = 3$; Open squares (magenta): $d = 4$; Open diamonds (blue): $d = 5$. Dashed horizontal lines at $+2$ (-2): Maximum (minimum) value if the system is described by a factorizable two-particle probability distribution. Solid horizontal lines at $+2\sqrt{2}$ ($-2\sqrt{2}$): Maximum (minimum) value if the system is described by the quantum theory for two spin-1/2 particles. Solid line: $S(\theta) = \cos 3\theta - 3 \cos \theta$, as obtained from quantum theory.

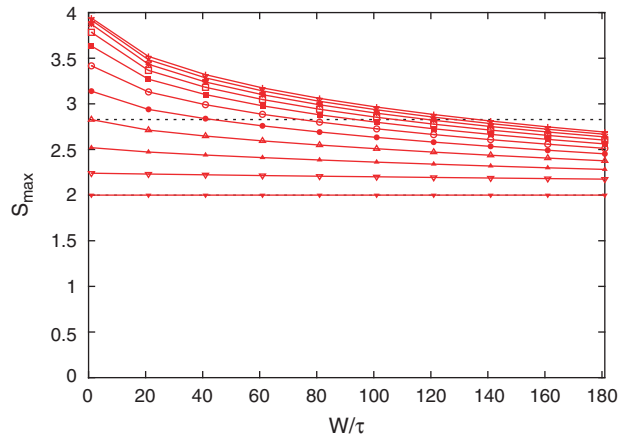


Fig. 10. Maximum of $S(\mathbf{a}, \mathbf{b}, \mathbf{c}, \mathbf{d})$ as a function of the time window W relative to the time-tag resolution τ for $\mathbf{a} \cdot \mathbf{c} = \mathbf{b} \cdot \mathbf{c} = \mathbf{b} \cdot \mathbf{d} = \cos \theta$ and $\mathbf{a} \cdot \mathbf{d} = \cos 3\theta$. Curves from bottom to top: Results obtained from Eq. (56) for $d = 0, 1, \dots, 10$. Dashed line: Value of $S_{\max} = 2\sqrt{2}$ if the system is described by quantum theory.

of the singlet state. As expected on the basis of our results for $E(\mathbf{a}_1, \mathbf{a}_2)$, if $d = 3$, the numerical results produced by our model are indistinguishable from the quantum theoretical result $S(\theta) = \cos 3\theta - 3 \cos \theta$. For $d > 3$, $2\sqrt{2} < S_{\max} \leq 4$, implying that our model exhibits correlations that cannot be described by the quantum theory of two spin-1/2 particles, even though it rigorously satisfies Einstein's criteria for local causality.

It is clear that the result for the coincidences depends on the time-tag resolution τ , the time window W and the number of events N , just as in real experiments,²⁴⁻³¹ see Section 2.7. Expression Eq. (56) allows us to easily study the behavior of the model as a function of the time window W , relative to the time-tag resolution τ . In Figure 10 we plot S_{\max} as a function of W/τ for various values of d . Note that the numerical results agree with the values of S_{\max} that can be obtained analytically for the limiting cases $W = \tau \rightarrow 0$, $d = 0, 3$ and $W > T_0$ (see Section 5.2.3). From Figure 10, it is clear that for $d = 3$ and $W = 0$, the model reproduces the result of the quantum system in the fully entangled state. Furthermore, Figure 10 shows that, for sufficiently small time-tag resolution τ , increasing the time window changes the nature of the two-particle correlations. Since W is a parameter solely used in the data analysis procedure and S_{\max} is a decreasing function of W , the value of S_{\max} and/or of the correlations are not sufficient to make a definite statement about the nature of the source or even the nature of the complete set-up.

5.2.3. Case I: Exact Solution

For some choices of the parameters, Eq. (56) can be expressed in closed form. We first examine the case $W > T_0$ for which $\Theta(W - |t_{n,1} - t_{n,2}|) = 1$ and $D(T_1, T_2, W) = 1$. Without loss of generality, we may choose the coordinate

system such that $\mathbf{a}_1 = (1, 0, 0)$ and $\mathbf{a}_2 = (\cos \alpha, \sin \alpha, 0)$. Then, Eq. (56) reduces to¹⁴

$$E(\mathbf{a}_1, \mathbf{a}_2) = -\frac{1}{2\pi} \int_0^\pi \int_0^{2\pi} x_1 x_2 \sin \theta \, d\theta \, d\varphi$$

$$= -1 + \frac{2|\arccos(\mathbf{a}_1 \cdot \mathbf{a}_2)|}{\pi} \quad (58)$$

Obviously, Eq. (58) does not agree with the quantum theoretical expression Eq. (19).

Second, we consider the case in which $W \rightarrow \tau$. Formula Eq. (57) greatly simplifies if we consider the case $k = 1$ ($W = \tau$), yielding $C(K_1, K_2, 1) = \min(K_1, K_2)$ as is evident by looking at Figure 8. For $W = \tau$ and fixed \mathbf{a}_i and (φ, θ) , the density $D(T_1, T_2, \tau) = C(K_1, K_2, 1)/K_1 K_2$ that we register two particles with a time-tag difference less than τ is bounded by

$$\tau \frac{\min(T_1 + \tau, T_2 + \tau)}{(T_1 + \tau)(T_2 + \tau)} < D(T_1, T_2, \tau) \leq \tau \frac{\min(T_1, T_2)}{T_1 T_2} \quad (59)$$

For $W = \tau \rightarrow 0$ and $T_i = |\mathbf{S}_i \times \mathbf{a}_i|^3$, the integrals in Eq. (56) can be evaluated in closed form. Denoting $y_1 = \text{sign}(\cos \varphi)$ and $y_2 = \text{sign}(\cos(\varphi - \alpha))$ and using the same coordinate systems as above, we find

$$E(\mathbf{a}_1, \mathbf{a}_2) = -\frac{\int_0^{2\pi} y_1 y_2 \frac{\min(\sin^2 \varphi, \sin^2(\varphi - \alpha))}{\sin^2 \varphi \sin^2(\varphi - \alpha)} \, d\varphi}{\int_0^{2\pi} \frac{\min(\sin^2 \varphi, \sin^2(\varphi - \alpha))}{\sin^2 \varphi \sin^2(\varphi - \alpha)} \, d\varphi}$$

$$= -\mathbf{a}_1 \cdot \mathbf{a}_2 \quad (60)$$

which is exactly the same as the quantum theoretical result Eq. (19). In retrospect, it is remarkable that we obtain Eq. (60) by requiring that the results do not depend on W and τ , which in this case is very much the same as hypothesis (3) of Section 8, used in the probabilistic modeling of the EPRB experiment.

For other integer values of d , the integrals can be worked out as well but the calculations are rather tedious and the results are not very illuminating. As an example, we give the expression for $d = 5$:

$$E(\mathbf{a}_1, \mathbf{a}_2) = -\mathbf{a}_1 \cdot \mathbf{a}_2 \frac{15 - 7(\mathbf{a}_1 \cdot \mathbf{a}_2)^2}{11 - 3(\mathbf{a}_1 \cdot \mathbf{a}_2)^2} \quad (61)$$

In Figure 11, we demonstrate that the simulation data for $d = 5$ agree very well with the analytical result Eq. (61). As shown in Figure 9, for $d = 5$, the data not only violate the Bell inequality but also violate the rigorous upper-bound $S_{\max} \leq 2\sqrt{2}$ for a quantum system of two $S = 1/2$ particles.

5.3. Pseudo-Random Model: Results

Using the simple pseudo-random model for the Stern-Gerlach magnet yields results that are qualitatively the same as those of the deterministic model. Therefore, we present a few, representative simulation results only. A detailed analytical treatment of the pseudo-random

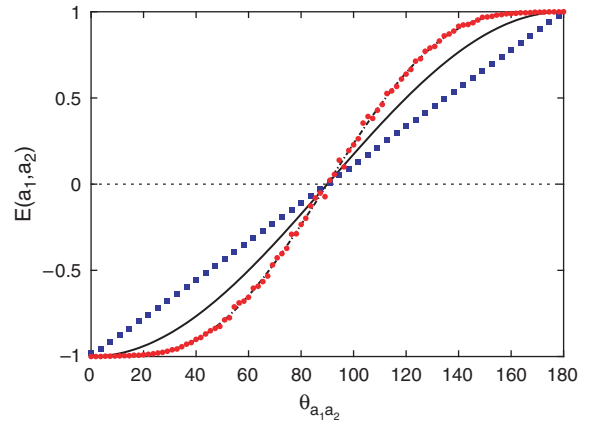


Fig. 11. Comparison between the event-based simulation results obtained by using a deterministic model for the Stern-Gerlach magnets, quantum theory and the exact solution for the analytical model in the limit $N \rightarrow \infty$. The two-particle correlation $E(\mathbf{a}_1, \mathbf{a}_2)$ for Case I is shown as a function of $\theta_{\mathbf{a}_1 \mathbf{a}_2} \equiv \arccos(\mathbf{a}_1 \cdot \mathbf{a}_2)$. Markers: Event-based simulation results obtained by using a deterministic model for the Stern-Gerlach magnets. The simulation parameters are $k = 1$, $\tau = 0.001$, $l = 0.999$, $M = 10$, $N = 10^6$, $d = 5$ (red bullets) and $d = 0$ (blue squares), the latter corresponding to discarding the time-tag data (equivalent to $W > T_0$). Solid line (black): Quantum theory $\hat{E}(\mathbf{a}_1, \mathbf{a}_2) = -\cos \theta_{\mathbf{a}_1 \mathbf{a}_2}$. Dashed line (black): Rigorous result Eq. (61) for the simulation model for $d = 5$ in the limit $W = \tau \rightarrow 0$.

model is given in Section 7 and fully supports the simulation results described next.

In Figure 12, we demonstrate that the simulation results for $d = 7$ are in excellent agreement with the quantum theoretical expression for the correlation in the singlet state. However, as we prove in Section 7, if the number of events

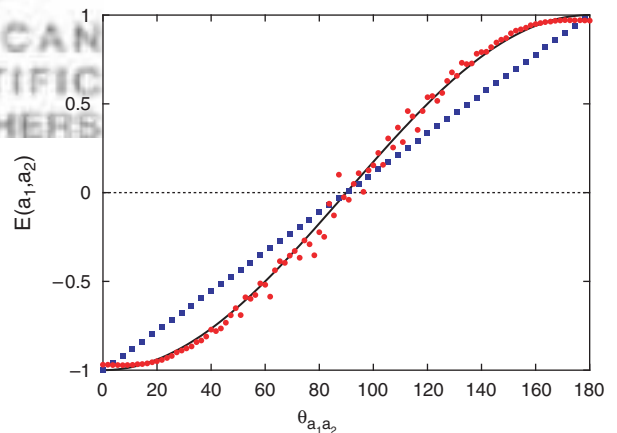


Fig. 12. Comparison between the event-based simulation results obtained by using a pseudo-random model for the Stern-Gerlach magnets, quantum theory and the exact solution for the analytical model in the limit $N \rightarrow \infty$. The two-particle correlation $E(\mathbf{a}_1, \mathbf{a}_2)$ for Case I is shown as a function of $\theta_{\mathbf{a}_1 \mathbf{a}_2} \equiv \arccos(\mathbf{a}_1 \cdot \mathbf{a}_2)$. Markers: Event-based simulation results obtained by using a pseudo-random model for the Stern-Gerlach magnets. The simulation parameters are $k = 1$, $\tau = 0.00001$, $M = 10$, $N = 10^6$, $d = 7$ (red bullets) and $d = 0$ (blue squares), the latter corresponding to discarding the time-tag data (equivalent to $W > T_0$). Solid line (black): Quantum theory $\hat{E}(\mathbf{a}_1, \mathbf{a}_2) = -\cos \theta_{\mathbf{a}_1 \mathbf{a}_2}$.

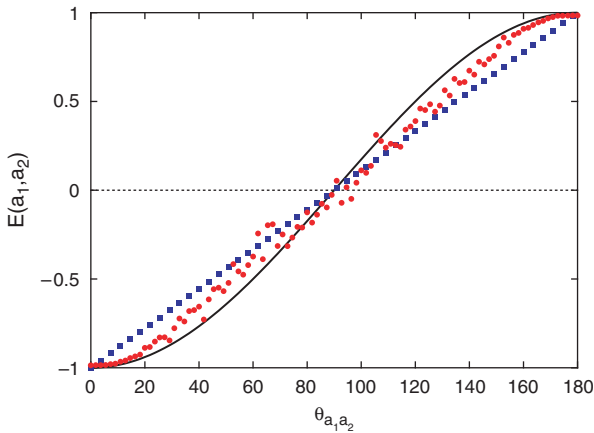


Fig. 13. Same as Figure 12 except that bullets (red) are simulation results for $d = 5$.

goes to infinity, there is no exact agreement: There is a difference between the two curves of maximum 2%. Note that in the case of the deterministic model exact agreement is obtained for $d = 3$. Also notice that there is some weak but systematic deviation from the exact results for $\theta_{a_1 a_2} \approx 0$ and $\theta_{a_1 a_2} \approx \pi$. This is due to the pseudo-random nature of the model: It reproduces the perfect (anti) correlation at $\theta_{a_1 a_2} = 0, \pi$ in the limit $N \rightarrow \infty$ only, as shown rigorously in Section 7.

The results for $d = 5$ and $d = 9$, presented in Figures 13 and 14, respectively, show the same trend as we observed when using the deterministic model for the Stern-Gerlach model: For $d = 5$ the correlation is less strong than for a quantum system in the singlet state but for $d \geq 8$ it is definitely stronger. Notice that for a fixed number of events N , the systematic deviation from the perfect (anti) correlation at $\theta_{a_1 a_2} = 0, \pi$ increases with d .

5.4. Summary

Starting from the factual observation that experimental realizations of the EPRB experiment produce the data

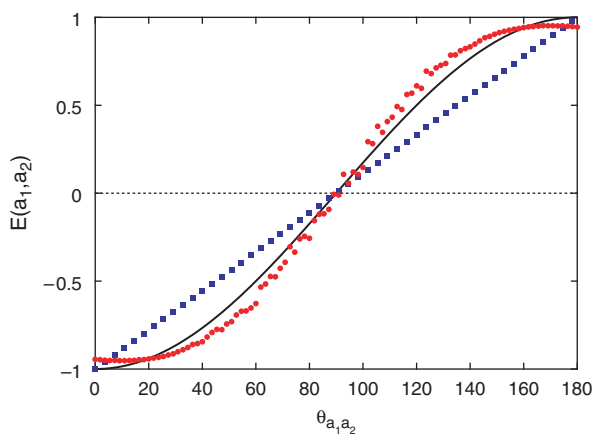


Fig. 14. Same as Figure 12 except that bullets (red) are simulation results for $d = 9$.

$\{\mathcal{T}_1, \mathcal{T}_2\}$ (see Eq. (2)) and that coincidence in time is a key ingredient for the data analysis, we have constructed computer simulation models that satisfy Einstein's conditions of local causality and, in the case that we employ a deterministic model for the Stern-Gerlach magnet, exactly reproduce the correlation $\hat{E}(\mathbf{a}_1, \mathbf{a}_2) = -\mathbf{a}_1 \cdot \mathbf{a}_2$ that is characteristic for a quantum system in the singlet state. In this case, both the simulation and a rigorous mathematical treatment of the model lead to the conclusion that for $d = 3$ and $W \rightarrow \tau \rightarrow 0$, the model reproduces **all** the results (see Table I) of quantum theory for a system of two $S = 1/2$ particles. The pseudo-random model for the Stern-Gerlach magnet yields data that are qualitatively similar but, for integer values of d , do not exactly agree with quantum theory (see Section 7). It is of interest to mention here that if we simulate EPRB experiments that use the photon polarization as a two-state system, both the deterministic and pseudo-random model exactly reproduce the quantum theoretical results.^{22, 35}

Salient features of these models are that they generate the data set Eq. (2) event-by-event, use integer arithmetic and elementary mathematics to analyze the data, do not rely on concepts of probability and quantum theory, and provide a simple, rational and realistic picture of the mechanism that yields correlations such as Eq. (19).

One may wonder why particles emitted by a source with definite spin orientations that are exactly opposite to each other are not described by a density matrix that is a product state. Of course, in this respect the description of our model may be deceptive. In a naive picture one might think that the whole system is described by a density matrix that is a product state. The problem with this naive picture is that it often works extremely well but in some cases leads to all kinds of logical inconsistencies (see Ref. [4] for an extensive discussion of this point) and it should not come as a surprise that the EPR problem is the prime example where the naive picture breaks down completely. Quantum theory describes the system as a whole: It does not describe a single pair of particles as they leave the source.

Another deceptive point may be that in our model, one can compute the correlation of the particles right after they left the source. This correlation is exactly minus one. However, this correlation has no relevance to the experiment: To measure the correlation of the particles, it is necessary to put in the Stern-Gerlach magnets, detectors, timing logic, and so on. We emphasize that the simulation procedure counts all events that, according to the same criterion as the one employed in experiment, correspond to the detection of two-particle systems.

Our simulation results also suggest that we may have to reconsider the commonly accepted point of view that the more certain we are about a measurement, the more "classical" the system is. Indeed, according to experiments and in concert with the prediction of our model, this point of view is in conflict with the observation that the more we

reduce this uncertainty by letting $W \rightarrow 0$, the better the agreement with quantum theory becomes. Both in experiments and in our model, the uncertainty is in the time-tag data and it is this uncertainty that affects the coincidences and yields the quantum correlations of the singlet state (if $W \rightarrow 0$). Isn't it then very remarkable that the agreement between experiment and quantum theory improves by reducing (not increasing!) the uncertainty by making W as small as technically feasible?

We have shown that whether or not these simulation models produce quantum correlations depends on the data analysis procedure that is performed (long) after the data has been collected: In order to observe the correlations of the singlet state, the resolution τ of the devices that generate the time-tags and the time window W should be made as small as possible. Disregarding the time-tag data ($d = 0$ or $W > T_0$) yields results that disagree with quantum theory but agree with the models considered by Bell.¹⁴ Our results show that increasing the time window changes the nature of the two-particle correlations. This prediction can easily be tested and is confirmed by re-analyzing available experimental data with different values of the time window W , as we did in Section 2.7.

In Case I, the two-particle correlation depends on the value of the time window W . By reducing W from infinity to zero, this correlation changes from typical Bell-like to singlet-like, without changing the procedure by which the particles are emitted by the source. Thus, the character of the correlation not only depends on the whole experimental setup but also on the way the data analysis is carried out. Hence, from the two-particle correlation itself, one cannot make any definite statement about the character of the source. Thus, the two-particle correlation is a property of the whole system (which is what quantum theory describes), not a property of the source itself.

In contrast, in Case II, the observation stations always receive particles with the same spin orientation and although the number of coincidences decreases with W (and the statistical fluctuations increase), the functional form of the correlation does not depend on W : In Case II, the single-particle and two-particle correlations do not depend on the value of the time window W .

6. EINSTEIN'S LOCALITY VERSUS BELL'S LOCALITY

Starting from the data gathering and analysis procedures used in EPRB (gedanken) experiments, we have constructed an algorithm in which every essential element in the experiment has a counterpart (see Section 2). The algorithm generates the same type of data as recorded in the experiments. The data is analyzed according to the experimental procedure to count coincidences. The algorithm satisfies Einstein's criteria of local causality, does not rely on any concept of quantum theory but nevertheless reproduces the two-particle correlation of the singlet state and

all other properties of a quantum system consisting of two $S = 1/2$ particles.

At first sight, our results may seem to be in contradiction with the folklore on the EPR paradox, very often formulated in terms of Bell's theorem which states that quantum theory cannot be described by a local hidden variable model. In fact, there is no contradiction once one recognizes that the concept of locality, as defined by Bell, is different from Einstein's definition of locality. Bell made an attempt to incorporate Einstein's concept of locality (defined on the level of individual events) to probabilistic theories, apparently without realizing that probabilities express logical, not necessarily physical, relationships between events. However, the assumption that the absence of a causal influence implies logical independence leads to absurd conclusions, even for very mundane problems^{36,39} and it is therefore not surprising that, when applied to the quantum problems, this assumption can generate all kind of paradoxes.³⁶

The simulation model that we describe in this paper, and similar models that we described elsewhere^{8-11,66} do not rely on concepts of probability theory: They operate on the ontological, event-by-event level. Therefore it would be logically inconsistent to even attempt to apply Bell's notion of locality to these models. However, the fact that we have proven that there exist event-based models that satisfy Einstein's criterion of locality and causality and also reproduce all properties of a quantum system consisting of two $S = 1/2$ particles, suggests that it may be of interest to revisit the relation between locality à la Einstein and locality à la Bell.

Before we address this issue, we want to make clear that we do not question the validity of the Bell-type inequalities. These inequalities are mathematical identities that are useful to characterize the amount of (quantum) correlation between two quantities. In this section, we focus on the logic that is used to address the meaning of "locality" in quantum physics. In the discussion that follows, we assume that all processes are causal, that is they should be physically realizable, and we implicitly exclude all others.

6.1. Einstein's Locality Criterion

Einstein expressed the principle of locality as *the real factual situation of the system S_2 is independent of what is done with the system S_1 , which is spatially separated from the former.*⁴ We formalize this by introducing

Definition: A theory is E-local if and only if it satisfies Einstein's principle of locality for each individual event.

Clearly, E-locality applies to each individual fact (ontological level). Recall that quantum theory or probability theory have nothing to say about individual events: They describe phenomena on the epistemological level.

The simulation model that we describe in this paper is a purely ontological model of the EPRB experiment that

can reproduce the results of quantum theory. From the description of the simulation algorithm, it is evident that $x_{n,i}$ and $t_{n,i}$ depend on the variables (φ_n, θ_n) that represent the magnetic moment of a particle, and on the orientation $\mathbf{a}_{n,i}$ of the Stern-Gerlach magnets, which can be chosen at will for each (n, i) . Furthermore, the event n cannot affect the data recorded for all $n' < n$, implying that the algorithm simulates a causal process. In addition, it is obvious from the specification of the algorithm that $x_{n,1}, t_{n,1}$, or $\mathbf{a}_{n,1}$ do not depend (in any mathematical sense) on $\mathbf{a}_{n,2}$ nor do $x_{n,2}, t_{n,2}$, or $\mathbf{a}_{n,2}$ depend on $\mathbf{a}_{n,1}$. This implies that for each event, the numbers $x_{n,1}$ and $t_{n,1}$ ($x_{n,2}$ and $t_{n,2}$) do not depend on whatever action is taken at observation station 2 (1). Summarizing: Our simulation model is E-local and causal.

6.2. Bell's Locality Criterion

To set the stage, we first recall the axioms of probability theory.^{4,37,38} Let A, B , and Z denote some propositions (events) that may be true (may occur) or false (may not occur). The probability that A is true, conditional on Z being true, is denoted by $P(A | Z)$.^{37,38} The axioms of probability theory may be formulated as^{4,37}

- (1) $0 \leq P(A | Z) \leq 1$.
- (2) $P(A | Z) + P(\bar{A} | Z) = 1$, \bar{A} denoting the logical negation of A .
- (3) $P(AB | Z) = P(A | BZ)P(B | Z) = P(B | AZ)P(A | Z)$.

These three axioms are necessary and sufficient to define a consistent mathematical framework for probability theory.

By definition, two events A and B are logically independent if and only if $P(A | BZ) = P(A | Z)$.^{37,38} If the events A and B are logically **dependent**, we have

$$\begin{aligned} \frac{P(A | BZ)}{P(A | Z)} &= \frac{P(B | AZ)}{P(B | Z)} \\ &= \frac{P(B | AZ)P(A | Z)}{P(B | Z)P(A | Z)} \\ &= \frac{P(AB | Z)}{P(A | Z)P(B | Z)} \neq 1 \end{aligned} \quad (62)$$

showing that the assignment of the probability of the event A (B) depends on the knowledge of the event B (A). From Eq. (62), we see that $P(A | BZ) \neq P(A | Z)$ unless the events A and B are logically independent (we may assume $P(A | Z) > 0$ and $P(B | Z) > 0$ because of the fact that we actually registered A and B). As we shall see shortly, the definition of logical independence is of extreme importance for understanding the implications of Bell's definition of locality.

Bell considers theories (see Ref. [14], Chap. 7) that assign a probability for an event A to be registered, given that the circumstances under which A is registered are described by another event Z . The events A and

Z are propositions of the kind "the values of the variables (as recorded by m measurement devices) are $A = \{A_1, \dots, A_m\}$ " and "the values of the variables (as recorded by n measurement devices) are $Z = \{Z_1, \dots, Z_n\}$." Bell considers the case that the events A and B are localized in regions 1 and 2 respectively, and assumes that region 1 and 2 are separated in a space-like way such that events in region 1 (2) have no causal influence on events in region 2 (1).¹⁴

According to probability theory, we have^{37,38}

$$P(\hat{A}\check{B} | \hat{a}\check{b}z) = P(\hat{A} | \check{B}\hat{a}\check{b}z)P(\check{B} | \hat{a}\check{b}z) \quad (63)$$

where we introduced the notation \hat{X} and \check{Y} to indicate that event X (Y) can have no causal effect on event Y (X). We also made explicit that the condition $Z = \hat{a}\check{b}z$ under which A and B have been registered may be written in terms of a common condition z and conditions a and b that may have a causal effect on the outcome of A and B , respectively. Note that a, b , and z are propositions too.

According to Bell, since the events B and b can have no causal effect on the event A , in a local causal theory¹⁴

$$P(\hat{A} | \check{B}\hat{a}\check{b}z) = P(\hat{A} | \hat{a}z) \quad (64)$$

and, similarly,

$$P(\check{B} | \hat{a}\check{b}z) = P(\check{B} | \check{b}z) \quad (65)$$

yielding

$$P(\hat{A}\check{B} | \hat{a}\check{b}z) = P(\hat{A} | \hat{a}z)P(\check{B} | \check{b}z) \quad (66)$$

The steps that take us from Eq. (63) to Eq. (66) clearly show that Bell believes that the absence of a causal influence implies logical independence. In fact, within probability theory, Eq. (66) is the formal statement that A (B) is logically independent of b (a) (see Eq. (62)).

According to Bell, theories that do not satisfy Eq. (66), such as quantum theory, are not locally causal.¹⁴ Theories that satisfy Bell's criterion of locality, as expressed by Eq. (64), will be called B-local. We formalize this by introducing

Definition: A theory is B-local if and only if Eqs. (64) and (65) are satisfied

or equivalently,

Definition: A theory is B-nonlocal if and only if Eqs. (64) or (65) are not satisfied.

Clearly, B-locality is defined within the realm of probabilistic theories only. Note that the folklore on the EPR paradox generally does not distinguish between B-locality and E-locality, a remarkable logical leap because E-locality is defined on the level of individual events whereas B-locality is defined in terms of probabilities for events to occur.

A possible explanation for not noticing that this is a major logical step to take is that it is quite common to mix up the meaning of frequencies and probabilities. The former is a property that we measure by counting. It is a property of the whole system under study. The latter is a mental, mathematical construct that allows us to reason about the former. The reader who has difficulties to grasp this delicate but fundamental point may find it useful to read Section 4.3.1 once more.

If the events A and B are represented by integer or real variables A and B (a minor abuse of notation), the expectation of the joint event AB conditional on ab is defined by^{37,38}

$$\langle AB \rangle_{ab} = \sum_{A, B} ABP(AB | abz). \quad (67)$$

If Eq. (66) holds, we have

$$E_B(a, b) = \langle \hat{A}\hat{B} \rangle_{\hat{a}\hat{b}} = \langle \hat{A} \rangle_{\hat{a}} \langle \hat{B} \rangle_{\hat{b}} \quad (68)$$

where we used the subscript B to indicate that we have assumed that the theory is B-local. Let us focus on the case that $-1 \leq \hat{A} \leq 1$ and $-1 \leq \hat{B} \leq 1$. Denoting $a = \langle \hat{A} \rangle_{\hat{a}}$, $b = \langle \hat{B} \rangle_{\hat{b}}$, $c = \langle \hat{C} \rangle_{\hat{c}}$, a , b , and c all lie in the interval $[-1, 1]$ and we have

$$|ab - ac| \leq |b - c| \leq 1 - bc \quad (69)$$

hence

$$|E_B(a, b) - E_B(a, c)| + E_B(b, c) \leq 1 \quad (70)$$

which has the form of one of the Bell inequalities (other inequalities can be derived in exactly the same manner) but lacks the element of the hidden variables (see later).

A B-local theory can never violate the inequality Eq. (70). If, we find that inequality Eq. (70) is violated for some $E(a, b)$, the only conclusion that can be drawn is that $E(a, b)$ cannot be obtained from a B-local probabilistic theory.

To appreciate the consequences of Bell's definition of a local theory, it is very instructive to apply it to examples that do not require concepts of quantum theory. We first consider a very simple experiment that shows that application of Bell's definition of locality leads to the conclusion that an urn filled with balls of two different colors is described by a theory that is B-nonlocal.³⁶ Second, we show that Bell's assumption that the absence of causal influence implies logical independence enforces very strong conditions on the functional dependence of the probability distributions, severely limiting the (classical) phenomena that a B-local theory can describe.

6.2.1. Bernoulli's Urn is B-Nonlocal

Let us take an urn filled with M red and $N - M$ white balls (it is sufficient to take $N = 2$ and $M = 1$ to see the consequences of Bell's definition of locality).³⁶ A blind monkey,

having no knowledge about the position of the balls in the urn, draws two balls without putting the first ball back into the urn. We consider the events $R_1 =$ "the result of the first draw is a red ball" and $R_2 =$ "the result of the second draw is a red ball." Denoting all other knowledge about this experiment by Z , the probabilities for R_1 and R_2 are

$$P(R_1 | Z) = P(R_2 | Z) = \frac{M}{N} \quad (71)$$

If the result of the first draw is a red ball, the probability that the result of the second draw is also a red ball is given by

$$P(R_2 | R_1 Z) = \frac{M - 1}{N - 1} \quad (72)$$

Let us now assume that the monkey hides the first ball from us but that it shows us the second ball, which turns out to be red. As there can be no causal effect of the second draw on the result of the first draw, application of Bell's reasoning to this experiment yields

$$P(R_1 | R_2 Z) = P(\hat{R}_1 | \check{R}_2 Z) = P(\hat{R}_1 | Z) = \frac{M}{N} \quad (73)$$

which is obviously inconsistent with the basic rules of probability theory. Indeed, from axiom 3, we have

$$P(R_1 | R_2 Z)P(R_2 | Z) = P(R_2 | R_1 Z)P(R_1 | Z) \quad (74)$$

and using Eq. (71) we find

$$P(R_1 | R_2 Z) = P(R_2 | R_1 Z) = \frac{M - 1}{N - 1} \quad (75)$$

which is definitely in conflict with Eq. (73). Thus, Bell's assumption that the absence of a causal influence implies logical independence leads to inconsistent results in probability theory when applied to the simple physical system of an urn filled with red and white balls.³⁶

6.2.2. B-Local Hidden Variable Theories

We now demonstrate that a consistent application of Bell's definition of locality imposes severe constraints on the functional form of the probabilities. Following Ref. [37], let us introduce a new set of K exhaustive, mutually exclusive events H_k ($k = 1, \dots, K$), exhaustive implying that $H_1 + \dots + H_K$ is always true. Then, according to the rules of probability theory³⁷

$$\begin{aligned} P(AB | abz) &= P(AB(H_1 + \dots + H_K) | abz) \\ &= \sum_{k=1}^K P(ABH_k | abz) \\ &= \sum_{k=1}^K P(AB | H_k abz)P(H_k | abz) \end{aligned} \quad (76)$$

To make contact to Bell's work, we write λ instead of H_k , call them hidden variables and replace the summation by

an integration. We have

$$P(\hat{A}\check{B} | \hat{a}\check{b}z) = \int P(\hat{A}\check{B} | \hat{a}\check{b}z\lambda)P(\lambda | \hat{a}\check{b}z) d\lambda \quad (77)$$

The variables λ may have a causal influence on the events in regions 1 and 2, hence they may affect the events \hat{A} and/or \check{B} . Invoking the product rule, we find³⁷

$$P(\hat{A}\check{B} | \hat{a}\check{b}z) = \int P(\hat{A} | \check{B}\hat{a}\check{b}z\lambda)P(\check{B} | \hat{a}\check{b}z\lambda)P(\lambda | \hat{a}\check{b}z) d\lambda \quad (78)$$

Following Bell,¹⁴ in his locally causal theory, Eqs. (64) and (65) hold and therefore Eq. (78) simplifies to

$$P(\hat{A}\check{B} | \hat{a}\check{b}z) = \int P(\hat{A} | \hat{a}z\lambda)P(\check{B} | \check{b}z\lambda)P(\lambda | \hat{a}\check{b}z) d\lambda \quad (79)$$

Note that if there was a logical dependency between the events \hat{A} and \check{B} , we definitely destroyed it by dropping \check{B} in $P(\hat{A} | \check{B}\hat{a}\check{b}z\lambda)$.

Let us now make the (physically reasonable) assumption that the events λ are logically independent of \hat{a} and \check{b} , an assumption which is also implicit in the work of Bell (because he ignored the difference between physical and logical independence). In other words, it is assumed that

$$P(\lambda | \hat{a}\check{b}z) = P(\lambda | \hat{a}z) = P(\lambda | \check{b}z) = P(\lambda | z) \quad (80)$$

Then, Eq. (79) simplifies to

$$P(\hat{A}\check{B} | \hat{a}\check{b}z) = \int P(\hat{A} | \hat{a}z\lambda)P(\check{B} | \check{b}z\lambda)P(\lambda | z) d\lambda \quad (81)$$

which is the expression for the joint probability $P(\hat{A}\check{B} | \hat{a}\check{b}z)$ under the hypothesis of B-locality.¹⁴

The famous Bell inequality¹⁴ follows from Eq. (81) by repeating the steps that lead to Eq. (70). We denote the expectation value of AB by

$$\begin{aligned} E_B^H(a, b) &= \int \sum_{\hat{A}, \check{B}} \hat{A}\check{B}P(\hat{A} | \hat{a}z\lambda)P(\check{B} | \check{b}z\lambda)P(\lambda | z)d\lambda \\ &= \int \langle \hat{A} \rangle_{\hat{a}, \lambda} \langle \check{B} \rangle_{\check{b}, \lambda} d\lambda \end{aligned} \quad (82)$$

where the superscript H indicates that we compute the expectation using the “hidden variable” probability distribution defined by Eq. (81). As before, we focus on the case that $-1 \leq \hat{A} \leq 1$ and $-1 \leq \check{B} \leq 1$. Then $a(\lambda) = \langle \hat{A} \rangle_{\hat{a}, \lambda}$, $b(\lambda) = \langle \check{B} \rangle_{\check{b}, \lambda}$, $c(\lambda) = \langle \hat{C} \rangle_{\hat{c}, \lambda}$, all lie in the interval $[-1, 1]$. We have

$$\begin{aligned} &\left| \int a(\lambda)b(\lambda)P(\lambda | z) d\lambda - \int a(\lambda)c(\lambda)P(\lambda | z) d\lambda \right| \\ &\leq \int |a(\lambda)b(\lambda) - a(\lambda)c(\lambda)|P(\lambda | z) d\lambda \\ &\leq \int (1 - b(\lambda)c(\lambda))P(\lambda | z) d\lambda \\ &= 1 - \int b(\lambda)c(\lambda)P(\lambda | z) d\lambda \end{aligned} \quad (83)$$

hence

$$|E_B^H(a, b) - E_B^H(a, c)| + E_B^H(b, c) \leq 1 \quad (84)$$

Logical consistency of a B-local theory demands that we may first apply Eqs. (64) and (65) to $P(\hat{A}\check{B} | \hat{a}\check{b}z)$ and then insert the events λ . This gives

$$\begin{aligned} P(\hat{A}\check{B} | \hat{a}\check{b}z) &= P(\hat{A} | \hat{a}z)P(\check{B} | \check{b}z) \\ &= \left(\int P(\hat{A} | \hat{a}z\lambda)P(\lambda | \hat{a}z) d\lambda \right) \\ &\quad \times \left(\int P(\check{B} | \check{b}z\lambda)P(\lambda | \check{b}z) d\lambda \right) \end{aligned} \quad (85)$$

Then, Eqs. (81) and (85) yield

$$\begin{aligned} P(\hat{A}\check{B} | \hat{a}\check{b}z) &= \int P(\hat{A} | \hat{a}z\lambda)P(\check{B} | \check{b}z\lambda)P(\lambda | z) d\lambda \\ &= \left(\int P(\hat{A} | \hat{a}z\lambda)P(\lambda | z) d\lambda \right) \\ &\quad \times \left(\int P(\check{B} | \check{b}z\lambda)P(\lambda | z) d\lambda \right) \end{aligned} \quad (86)$$

and we see that in order for Bell’s local probabilistic theory to be mathematically consistent, the probabilities $P(\hat{A} | \hat{a}z\lambda)$ and $P(\check{B} | \check{b}z\lambda)$ should satisfy Eq. (86), for all \hat{A} , \check{B} , \hat{a} , and \check{b} , and for all $P(\lambda | \hat{a}\check{b}z)$ satisfying Eq. (80). Furthermore $P(\hat{A}\check{B} | \hat{a}\check{b}z)$ is completely determined by $P(\hat{A} | \hat{a}z\lambda)$ and $P(\check{B} | \check{b}z\lambda)$. Assuming, as is usually done, that the two measuring devices are the same, we may write Eq. (86) as the functional equation

$$\begin{aligned} &\int F(A, a, \lambda)F(B, b, \lambda)p(\lambda) d\lambda \\ &= \int F(A, a, \lambda)p(\lambda) d\lambda \int F(B, b, \lambda)p(\lambda) d\lambda \end{aligned} \quad (87)$$

where $0 \leq F(A, a, \lambda) \leq 1$, $0 \leq F(B, b, \lambda) \leq 1$, and $0 \leq p(\lambda) \leq 1$.

It may be of interest to note that the quantum theoretical expression for the single-particle probability

$$F(A, a, \mathbf{S}) = \frac{1 + \mathbf{a} \cdot \mathbf{S}}{2} \quad (88)$$

describing a Stern-Gerlach magnet (for which $A = \pm 1$), does not satisfy functional equation Eq. (87), assuming Eq. (80) holds here too. Indeed, integrating over \mathbf{S} over the unit sphere yields $(1 + A\mathbf{b} \cdot \mathbf{b}/3) = 1$ for the consistency condition Eq. (87), which obviously leads to a nonsensical conclusion (see also the Appendix).

Within probability theory, a mathematically consistent application of B-locality severely limits the form of the probabilities and, as in the case of the urn, leads to conclusions that defy common sense, even in the realm of every-day experience.

6.3. Reductio Ad Absurdum

We now address the logic of the reasoning that was used by EPR and then apply the same logic to the reasoning used by Bell. We emphasize that we consider the logic of reasoning only. For instance, whether or not quantum theory is a correct description of the experimental data is not the issue here. We are concerned with logic only.

The argument put forward by EPR can be formalized as follows

(1) Q is true is equivalent to the statement that quantum theory is a correct description of the experimental data.

(2) C is true is equivalent to the statement quantum theory is complete. Note that the precise definition of “complete” is irrelevant as far as the logic of reasoning is concerned.

EPR use the formalism of quantum theory to prove that quantum theory is incomplete. Thus, EPR show that if quantum theory is a correct description of the experimental data and quantum theory is complete then quantum theory is incomplete. This reasoning is an example of reductio ad absurdum: To disprove a statement, we assume it is true and then prove that it leads to a logical contradiction.

In formal language, EPR prove that

$$Q \wedge C \Rightarrow \bar{C} \quad (89)$$

where \wedge , \Rightarrow , and $\bar{}$ denote the logical “and” operation, logical implication, and logical negation, respectively. Equivalently, we can write

$$C \Rightarrow \bar{Q} \vee \bar{C} \quad (90)$$

where \vee denotes the logical “or” operation. From Eqs. (89) or (90), it is clear that if we accept that statement Q is true, statement C must be false if we do not want to run into a contradiction.

We now apply the logic of the reasoning used by EPR to the reasoning used by Bell. First, we introduce the symbol E :

(3) E is true is equivalent to the statement that quantum theory obeys Einstein’s criterion of local causality (the precise meaning of this criterion is irrelevant for the logic of reasoning).

Bell’s extension of Einstein’s criterion for a locally causal theory to probabilistic theories can be formalized as follows:

(4) B is true if and only if Einstein’s criterion of local causality is equivalent to the statement that if a variable b has no causal effect on the variable A then, in a probabilistic theory, $P(A | bZ) = P(A | Z)$ must hold.

Assuming B is true, Bell derives inequalities that are violated by quantum theory. In formal language, Bell has shown that

$$Q \wedge E \wedge B \Rightarrow \bar{E} \quad (91)$$

which is a logical contradiction. Assuming that quantum theory gives a correct description of experimental data,

Q is true. Then, from Eq. (91), it follows that (1) B is false or (2) E is false or (3) both B and E are false. Bell apparently excluded the possibility that his probabilistic interpretation of Einstein’s criterion of local causality was wrong, hence he drew the conclusion that quantum theory is E-nonlocal. However, Bell’s conclusion that quantum theory is E-nonlocal has been drawn on the basis of a logically incorrect argument: B-locality implicitly assumes that the absence of a causal influence implies logical independence³⁶ but, in probability theory, it is well-known that the assumption that the absence of a causal influence implies logical independence leads to logical inconsistencies.^{36,39} Hence, either B is false or the mathematical framework of probability theory is logically inconsistent.

Excluding the hypothesis that probability theory is logically inconsistent, it follows that B is false but we cannot rule out that E is false also. However, Bell’s general conclusion that an E-local, causal theory cannot be a candidate for a more complete theory than quantum theory is based on the wrong assumption that B is true. B-locality only looks deceptively similar to E-locality but is fundamentally different.

Thus, we are left with three options: (1) We adopt Bell’s definition of locality, keep insisting that causal independence implies logical independence and learn to live with the fact that it leads to absurd conclusions such as an urn with two balls being “nonlocal,” (2) we change the rules of probability theory,⁶⁷ or (3) we keep using probability theory as it is and reject Bell’s definition of locality as a logically consistent extension of Einstein’s notion of locality to the domain of probabilistic theories. We do not believe that option (1) is worth considering any further, nor that option (2) is a viable one, in particular because quantum theory, being a very successful theory, requires the established mathematical apparatus of probability theory to make contact to experimental data.

6.4. Alice on Earth and Bob on Mars

For a logically local algorithm, such as the one described in Section 5, the condition that the two observation stations must be spatially separated is irrelevant. To see this, imagine the following scenario. We ask Bob to choose a set of directions $\mathbf{a}_{n,2}$ as he likes and we also ask him to keep this set secret. Then we send Bob to Mars.

After Bob has arrived on Mars, we (still on Earth) prepare data sets $\{\mathbf{S}_{n,1} | n = 1, \dots, N\}$ and $\{\mathbf{S}_{n,2} = -\mathbf{S}_{n,1} | n = 1, \dots, N\}$ for Case I and send the second set by a radio link to an observation station 2 that is located on Mars. Once this data has been sent (which takes a few seconds at most), the link is destroyed. Then, we give the first data set to Alice who is in charge of station 1 on planet Earth. She processes her data for some set of directions $\mathbf{a}_{n,1}$ that she may choose as she likes and obtains the data set \mathcal{T}_1 . This also takes a few seconds.

It takes at least five minutes before Bob, who controls station 2 on Mars, starts to receive the data. Bob processes this data, using a set of directions $\mathbf{a}_{n,2}$ he chose before leaving for the mission to Mars and which he kept secret all the time, and obtains the data set \mathcal{T}_2 . Then, Bob activates a radio link and sends the data set \mathcal{T}_2 to Alice (or a third person). Alice analyses the data $\{\mathcal{T}_1, \mathcal{T}_2\}$ and computes the correlations according to the procedure outlined in Section 5 and draws the unescapable conclusion that the data exhibit “quantum correlations.”

If we assume that Alice and Bob never had the chance to communicate with each other, there is no way, other than by telepathy, that Bob could have influenced Alice’s choice of $\mathbf{a}_{n,1}$. Alice, not aware of the existence of Bob before Bob arrived on Mars could not influence Bob’s choice of $\mathbf{a}_{n,2}$ either. In this hypothetical procedure, at the time that the data analysis was carried out, the two systems were spatially and temporally separated and there is no physical mechanism known to man by which Bob could have influenced Alice’s choice.

There is no point of sending Bob to Mars: If Bob would have analyzed the data $\{\mathcal{S}_{n,2}\}$ on earth, the data $\{\mathcal{T}_1, \mathcal{T}_2\}$ would be exactly the same and so would be the conclusion that the data exhibit “quantum correlations.” This thought experiment (which can in fact be realized) is just another illustration that correlations express logical but not necessarily physical dependencies.

6.5. Summary

In an attempt to extend Einstein’s concept of a locally causal theory to probabilistic theories, Bell implicitly assumed that the absence of causal influence implies logical independence. In general, this assumption prohibits the consistent application of probability theory and leads to all kinds of paradoxes.^{37,39} However, if we limit our thinking to the domain of quantum physics, the violation of the Bell inequalities by experimental data should be taken as a strong signal that it is the correctness of this assumption that one should question. Instead of calling quantum mechanics (or an urn containing two balls) a nonlocal theory, it would be more appropriate to reject the assumption that the absence of causal influence implies logical independence. This step is difficult to take unless one recognizes that probabilities are not *defined* by frequencies: Much of the recent controversies about the correctness and/or applicability of Bell’s theorem^{19,20,42–46,68,69} can be traced back to the failure of keeping apart the concept of the frequency of events and the concept of the probability to observe this frequency.^{37,39}

Most importantly, it is simply logically incorrect to use probability theory to even make a statement about the (non)existence of correlations in a set of experimental data. At most, we can conclude that a probabilistic model is compatible with the data, in which case we made a

significant step in describing the process that gave rise to the data.

The simulation models that we describe in this paper do not rely on concepts of probability theory: They are purely ontological models of the EPRB experiment. The expression for the coincidence Eq. (3) cannot be written in terms of a product of two single-particle probabilities, an essential feature of the restricted class of local models examined by Bell.¹⁴ Hence, the fact that we have discovered event-by-event simulation algorithms that

- (1) generate the same type of data as recorded in the experiments,
- (2) analyze data according to the experimental procedure to count coincidences,
- (3) satisfy Einstein’s criteria of local causality,
- (4) do not rely on any concept of quantum theory or probability theory, but nevertheless reproduce the two-particle correlation of the singlet state and all other properties of a quantum system consisting of two $S = 1/2$ particles can never be in conflict with a theorem that has its roots in probability theory.

7. PROBABILISTIC MODEL OF THE SIMULATION ALGORITHM

In this section, we use the probabilistic (Kolmogorov) approach to analyze the simulation model that we described in Section 5. This section serves three purposes. First, it provides a rigorous proof that for $W \rightarrow 0$, the probabilistic description of the simulation model can *exactly* reproduce all the results of quantum theory for a system of two $S = 1/2$ objects. Second, it illustrates how the presence of the time-window introduces correlations that cannot be described by a Bell-like “hidden-variable” model. Third, it reveals a few hidden assumptions that are implicit in the derivation of the specific, factorized form of the two-particle correlation that is essential to Bell’s work.

The first, fundamental step is to *assume* that the simulation algorithm can be replaced by an abstract mathematical model in which the quadruple $\{x_1, x_2, t_1, t_2\}$ is a random variable and that the data occurs with probability $P(x_1, x_2, t_1, t_2 | \mathbf{a}_1, \mathbf{a}_2)$. We then use the standard rules of probability theory to write this probability such that it can be evaluated analytically.

Using the product rule (see Eq. (76)), we may always express the probability for observing the data $\{x_1, x_2, t_1, t_2\}$ as a sum over the mutual exclusive events. Thus, we may write

$$\begin{aligned} &P(x_1, x_2, t_1, t_2 | \mathbf{a}_1, \mathbf{a}_2) \\ &= \frac{1}{(4\pi^2)^2} \int d\mathbf{S}_1 d\mathbf{S}_2 P(x_1, x_2, t_1, t_2 | \mathbf{a}_1, \mathbf{a}_2, \mathbf{S}_1, \mathbf{S}_2) \\ &\quad \times P(\mathbf{S}_1, \mathbf{S}_2 | \mathbf{a}_1, \mathbf{a}_2) \end{aligned} \quad (92)$$

where \mathbf{S}_1 and \mathbf{S}_2 denote the three-dimensional unit vector representing the spin of the particles. Representation Eq. (92) is an exact expression for $P(x_1, x_2, t_1, t_2 | \mathbf{a}_1, \mathbf{a}_2)$. In the simulation model, $\{x_1, x_2, t_1, t_2\}$ are mutually independent and $\{x_1, t_1\}$ ($\{x_2, t_2\}$) do not depend on $\{\mathbf{a}_2, \mathbf{S}_2\}$ ($\{\mathbf{a}_1, \mathbf{S}_1\}$). This suggests that it is reasonable to assume that $\{x_1, x_2, t_1, t_2\}$ are mutually independent random variables and that $\{x_1, t_1\}$ ($\{x_2, t_2\}$) are logically independent of $\{\mathbf{a}_2, \mathbf{S}_2\}$ ($\{\mathbf{a}_1, \mathbf{S}_1\}$). Then, we have

$$\begin{aligned}
 &P(x_1, x_2, t_1, t_2 | \mathbf{a}_1, \mathbf{a}_2) \\
 &= \frac{1}{(4\pi^2)^2} \int d\mathbf{S}_1 d\mathbf{S}_2 P(x_1, t_1 | x_2, t_2, \mathbf{a}_1, \mathbf{a}_2, \mathbf{S}_1, \mathbf{S}_2) \\
 &\quad \times P(x_2, t_2 | \mathbf{a}_1, \mathbf{a}_2, \mathbf{S}_1, \mathbf{S}_2) P(\mathbf{S}_1, \mathbf{S}_2 | \mathbf{a}_1, \mathbf{a}_2) \\
 &= \frac{1}{(4\pi^2)^2} \int d\mathbf{S}_1 d\mathbf{S}_2 P(x_1, t_1 | \mathbf{a}_1, \mathbf{S}_1) P(x_2, t_2 | \mathbf{a}_2, \mathbf{S}_2) \\
 &\quad \times P(\mathbf{S}_1, \mathbf{S}_2 | \mathbf{a}_1, \mathbf{a}_2) \\
 &= \frac{1}{(4\pi^2)^2} \int d\mathbf{S}_1 d\mathbf{S}_2 P(x_1 | \mathbf{a}_1, \mathbf{S}_1) P(t_1 | \mathbf{a}_1, \mathbf{S}_1) P(x_2 | \mathbf{a}_2, \mathbf{S}_2) \\
 &\quad \times P(t_2 | \mathbf{a}_2, \mathbf{S}_2) P(\mathbf{S}_1, \mathbf{S}_2 | \mathbf{a}_1, \mathbf{a}_2) \\
 &= \frac{1}{(4\pi^2)^2} \int d\mathbf{S}_1 d\mathbf{S}_2 P(x_1 | \mathbf{a}_1, \mathbf{S}_1) P(t_1 | \mathbf{a}_1, \mathbf{S}_1) \\
 &\quad \times P(x_2 | \mathbf{a}_2, \mathbf{S}_2) P(t_2 | \mathbf{a}_2, \mathbf{S}_2) P(\mathbf{S}_1, \mathbf{S}_2) \quad (93)
 \end{aligned}$$

where, in the last step, we assumed that \mathbf{S}_1 and \mathbf{S}_2 are logically independent of \mathbf{a}_1 and \mathbf{a}_2 , which is reasonable because in the simulation algorithm \mathbf{S}_1 and \mathbf{S}_2 are independent of \mathbf{a}_1 and \mathbf{a}_2 . Note that Eq. (93) gives the exact probabilistic description of our simulation model.

The reader may wonder why in the present case it is allowed to go from Eq. (92) to Eq. (93) while in Section 6, we demonstrated that making these steps may lead to logical inconsistencies. The difference is in the fact that in Section 6, we use probability theory to make inferences about logic dependencies whereas in the present case we know for certain (by assumption) which variables are logically dependent on others and which variables are not. Thus, in the present case it is mathematically correct to describe our simulation model by the probability Eq. (93). However, if we analyze data for logical dependencies, it is logically inconsistent to draw conclusions from an analysis based on Eq. (93). In essence, we are repeating ourselves: We can cross the line in Figure 1, separating model space from data space from right to left because we know the properties of our simulation model but crossing the line in the opposite direction is impossible without making additional assumptions.

Up to this point, Eq. (93) has the same structure as the expression that is used in the derivation of Bell's results and if we would go ahead in the same way, our model also cannot produce the correlation of the singlet state. However, the real factual situation in the experiment is different: The events are selected using a time window W that the experimenters try to make as small as

possible.⁵⁶ Accounting for the time window, that is multiplying Eq. (93) by the step function, and integrating over all t_1 and t_2 , the expression for the probability for observing the event (x_1, x_2) reads

$$\begin{aligned}
 &P(x_1, x_2 | \mathbf{a}_1, \mathbf{a}_2) \\
 &= \frac{\int d\mathbf{S}_1 d\mathbf{S}_2 P(x_1 | \mathbf{a}_1, \mathbf{S}_1) P(x_2 | \mathbf{a}_2, \mathbf{S}_2) w(\mathbf{a}_1, \mathbf{a}_2, \mathbf{S}_1, \mathbf{S}_2, W) P(\mathbf{S}_1, \mathbf{S}_2)}{\sum_{x_1, x_2 = \pm 1} \int d\mathbf{S}_1 d\mathbf{S}_2 P(x_1 | \mathbf{a}_1, \mathbf{S}_1) P(x_2 | \mathbf{a}_2, \mathbf{S}_2) w(\mathbf{a}_1, \mathbf{a}_2, \mathbf{S}_1, \mathbf{S}_2, W) P(\mathbf{S}_1, \mathbf{S}_2)} \\
 &= \frac{\int d\mathbf{S}_1 d\mathbf{S}_2 P(x_1 | \mathbf{a}_1, \mathbf{S}_1) P(x_2 | \mathbf{a}_2, \mathbf{S}_2) w(\mathbf{a}_1, \mathbf{a}_2, \mathbf{S}_2, W) P(\mathbf{S}_1, \mathbf{S}_2)}{\int d\mathbf{S}_1 d\mathbf{S}_2 w(\mathbf{a}_1, \mathbf{a}_2, \mathbf{S}_1, \mathbf{S}_2, W) P(\mathbf{S}_1, \mathbf{S}_2)} \quad (94)
 \end{aligned}$$

where, in general, the weight function

$$\begin{aligned}
 &w(\mathbf{a}_1, \mathbf{a}_2, \mathbf{S}_1, \mathbf{S}_2, W) \\
 &= \int_{-\infty}^{+\infty} dt_1 \int_{-\infty}^{+\infty} dt_2 P(t_1 | \mathbf{a}_1, \mathbf{S}_1) P(t_2 | \mathbf{a}_2, \mathbf{S}_2) \\
 &\quad \times \Theta(W - |t_1 - t_2|) \quad (95)
 \end{aligned}$$

will be less than one (because $\int_{-\infty}^{+\infty} dt_1 \int_{-\infty}^{+\infty} dt_2 P(t_1 | \mathbf{a}_1, \mathbf{S}_1) P(t_2 | \mathbf{a}_2, \mathbf{S}_2) = 1$) unless W is larger than the range of (t_1, t_2) for which $P(t_1 | \mathbf{a}_1, \mathbf{S}_1)$ and $P(t_2 | \mathbf{a}_2, \mathbf{S}_2)$ are nonzero. Unless $w(\mathbf{a}_1, \mathbf{a}_2, \mathbf{S}_1, \mathbf{S}_2, W) = w_1(\mathbf{a}_1, \mathbf{S}_1, W) w_2(\mathbf{a}_2, \mathbf{S}_2, W)$, Eq. (94) cannot be written in the factorized form $P(x_1, x_2 | \alpha, \beta) = \int P(x_1 | \alpha, \lambda) P(x_2 | \beta, \lambda) \rho(\lambda) d\lambda$ that is essential to derive the Bell inequalities (see Section 6).

In the light of the discussion in Sections 1 and 4.3, it is not without importance to note that Eq. (94) can be written down directly (as we did in Section 5.2.3), without reference to concepts of probability theory. Indeed, it suffices to replace the sums over the pseudo-random numbers by discrete sums over equally spaced intervals and let these intervals go to zero. Then the total number of events goes to infinity and we recover Eq. (94), except that the P 's that appear in Eq. (94) do not have the meaning of probabilities. Again, we see that the use of probabilistic models requires additional assumptions, the correctness of which can be established a-posteriori only.

First, let us consider Case II, that is we assume that the source emits pairs of particles with fixed, known directions \mathcal{S}_1 and \mathcal{S}_2 . Then, $P(\mathbf{S}_1, \mathbf{S}_2) = \delta(\mathbf{S}_1 - \mathcal{S}_1) \delta(\mathbf{S}_2 - \mathcal{S}_2)$, the weight function $w(\mathbf{a}_1, \mathbf{a}_2, \mathcal{S}_1, \mathcal{S}_2, W)$ drops out and Eq. (94) reduces to

$$P(x_1, x_2 | \mathbf{a}_1, \mathbf{a}_2) = P(x_1 | \mathbf{a}_1, \mathcal{S}_1) P(x_2 | \mathbf{a}_2, \mathcal{S}_2) \quad (96)$$

which agrees with the expression for the quantum system of two $S = 1/2$ particles in the product state.

Second, we put $P(\mathbf{S}_1, \mathbf{S}_2) = \delta(\mathbf{S}_1 + \mathbf{S}_2)$. Then, $\mathbf{S}_1 = -\mathbf{S}_2$ is a random variable that covers the unit sphere in a uniform manner, that is we are treating Case I. In our simulation model, the time delays t_i are distributed uniformly over the interval $[0, T_i]$ where $T_i \equiv T_0 |1 - (\mathbf{a}_i \cdot \mathbf{S}_i)|^{d/2}$ for $i = 1, 2$. Thus, $P(t_i | \mathbf{a}_i, \mathbf{S}_i) = \Theta(t_i) \Theta(T_i - t_i) / T_i$ and

$$\begin{aligned}
 &w(\mathbf{a}_1, \mathbf{a}_2, \mathbf{S}_1, \mathbf{S}_2, W, d) \\
 &= \frac{1}{T_1 T_2} \int_0^{T_1} dt_1 \int_0^{T_2} dt_2 \Theta(W - |t_1 - t_2|) \quad (97)
 \end{aligned}$$

where we added the parameter d to the list of variables to make explicit that we adopted the time-tag model that we employ in the simulation. The integrals in Eq. (97) can be worked out analytically, yielding

$$w(\mathbf{a}_1, \mathbf{a}_2, \mathbf{S}_1, \mathbf{S}_2, W, d) = \frac{1}{4T_1 T_2} [T_1^2 + T_2^2 + 2(T_1 + T_2)W + (W - T_1)|W - T_1| + (W - T_2)|W - T_2| - (W - T_1 + T_2)|W - T_1 + T_2| - (W + T_1 - T_2)|W + T_1 - T_2|] \quad (98)$$

Clearly, Eq. (98) cannot be written in the factorized form $w_1(\mathbf{a}_1, \mathbf{S}_1, W)w_2(\mathbf{a}_2, \mathbf{S}_2, W)$. Hence, it should not come as a surprise that as soon as we want to model the real experiment in which the time window is essential, we may obtain correlations that cannot be described by Bell-like models.

We now consider the relevant limiting cases for which we can easily derive closed-form expressions for the expectation values. From Eq. (98), it follows that

$$w(\mathbf{a}_1, \mathbf{a}_2, \mathbf{S}_1, \mathbf{S}_2, W \rightarrow \infty, d) = w(\mathbf{a}_1, \mathbf{a}_2, \mathbf{S}_1, \mathbf{S}_2, W \geq T_0, d) = 1 \quad (99)$$

$$w(\mathbf{a}_1, \mathbf{a}_2, \mathbf{S}_1, \mathbf{S}_2, W < T_0, d = 0) = W(2W - T_0)/T_0^2 \quad (100)$$

$$w(\mathbf{a}_1, \mathbf{a}_2, \mathbf{S}_1, \mathbf{S}_2, W \rightarrow 0, d) = \frac{2W}{\max(T_1, T_2)} + \mathcal{O}(W^2) \quad (101)$$

If the weight function is a constant, as in Eqs. (99) and (100), Eq. (94) reduces to

$$P(x_1, x_2 | \mathbf{a}_1, \mathbf{a}_2) = \int d\mathbf{S}_1 d\mathbf{S}_2 P(x_1 | \mathbf{a}_1, \mathbf{S}_1)P(x_2 | \mathbf{a}_2, \mathbf{S}_2) \times P(\mathbf{S}_1, \mathbf{S}_2); \quad d = 0 \text{ or } W \geq T_0 \quad (102)$$

and takes the factorized form that is characteristic for the probabilistic models considered by Bell.¹⁴ Hence, we know that we cannot recover the results of quantum theory in the limiting cases $d = 0$ or $W \geq T_0$ in which the time-tag information plays no role.

From now on, we focus on the experimentally relevant limit $W \rightarrow 0$. We insert in Eq. (94), the probability distributions $P(x | \mathbf{a}, \mathbf{S}) = \Theta(x\mathbf{a} \cdot \mathbf{S})$ or $P(x | \mathbf{a}, \mathbf{S}) = (1 + x\mathbf{a} \cdot \mathbf{S})/2$, corresponding to the deterministic and pseudo-random model for the Stern-Gerlach magnet respectively. By symmetry we have $E_1(\mathbf{a}_1, \mathbf{a}_2, W \rightarrow 0) = E_2(\mathbf{a}_1, \mathbf{a}_2, W \rightarrow 0) = 0$ for all values of d , in agreement with quantum theory (see the second column of Table I). The two-particle correlations are given by

$$E(\mathbf{a}_1, \mathbf{a}_2, W \rightarrow 0) = - \frac{\int d\mathbf{S} \text{sign}(\mathbf{a}_1 \cdot \mathbf{S}) \text{sign}(\mathbf{a}_2 \cdot \mathbf{S}) \max^{-1}(T_1, T_2)}{\int d\mathbf{S} \max^{-1}(T_1, T_2)}$$

and

$$E(\mathbf{a}_1, \mathbf{a}_2, W \rightarrow 0) = - \frac{\int d\mathbf{S} \mathbf{a}_1 \cdot \mathbf{S} \mathbf{a}_2 \cdot \mathbf{S} \max^{-1}(T_1, T_2)}{\int d\mathbf{S} \max^{-1}(T_1, T_2)} \quad (103)$$

for the deterministic and the pseudo-random model, respectively.

Without loss of generality, we may choose the coordinate system such that $\mathbf{a}_1 = (1, 0, 0)$ and $\mathbf{a}_2 = (\cos \alpha, \sin \alpha, 0)$. Then, substitution of $T_i = |\mathbf{S}_i \times \mathbf{a}_i|^d$ into Eq. (103) yields

$$E(\mathbf{a}_1, \mathbf{a}_2, W \rightarrow 0) = - \frac{\int_{-1}^{+1} dx \int_{\theta/2}^{\pi/2+\theta/2} d\phi g(\phi, \theta, x) (\sin^2 \phi + x^2 \cos^2 \phi)^{-d/2}}{\int_{-1}^{+1} dx \int_{\theta/2}^{\pi/2+\theta/2} d\phi (\sin^2 \phi + x^2 \cos^2 \phi)^{-d/2}} \quad (104)$$

where $g(\phi, \theta, x) = \text{sign}(\cos \phi \cos(\phi - \theta))$ or $g(\phi, \theta, x) = (1 - x^2) \cos \phi \cos(\phi - \theta)$ for the deterministic or pseudo-random model for the Stern-Gerlach magnet, respectively. Here and in the remainder of this section, we define $\cos \theta \equiv \mathbf{a}_1 \cdot \mathbf{a}_2$.

For specific values of d , Eq. (104) can be written in terms of elementary functions. In the case of the deterministic model for the Stern-Gerlach magnet, we find

$$E(\mathbf{a}_1, \mathbf{a}_2, W \rightarrow 0) = \begin{cases} -1 + \frac{2}{\pi} \arccos(\cos \theta), & d = 0 \\ -\cos \theta, & d = 3 \\ -\frac{15 \cos \theta - 7 \cos^3 \theta}{11 - 3 \cos^2 \theta}, & d = 5 \\ -\frac{6890 \cos \theta - 895 \cos 3\theta + 149 \cos 5\theta}{5774 + 280 \cos 2\theta + 90 \cos 4\theta}, & d = 7 \end{cases} \quad (105)$$

In the case of the pseudo-random model for the Stern-Gerlach magnet, we obtain

$$E(\mathbf{a}_1, \mathbf{a}_2, W \rightarrow 0) = \begin{cases} -\frac{1}{3} \cos \theta, & d = 0 \\ -\frac{8 \cos \theta}{8 + 3 \sin^2 \theta}, & d = 5 \\ -\frac{2992 \cos \theta + 80 \cos 3\theta}{2887 + 140 \cos 2\theta + 45 \cos 4\theta}, & d = 7 \\ -\frac{84026 \cos \theta + 8169 \cos 3\theta - 35 \cos 5\theta}{45666 + 16254 \cos 2\theta - 1680 \cos^4 \theta + 3150 \cos^6 \theta}, & d = 9 \end{cases} \quad (106)$$

All the $d > 0$ results in Eqs. (105) and (106) violate the Bell inequalities but, as we already explained, this finding has no significant consequences. From Eq. (105), we conclude that for $d = 3$ and the deterministic model of the

Stern-Gerlach magnet, the expression is identical to the correlation of a system of two $S = 1/2$ particles in the singlet state. The result for the pseudo-random model of the Stern-Gerlach magnet and $d = 7$ (see Eq. (106)) is very close (with a maximum error of less than 2%) to the singlet correlation. Of course, there is no fundamental reason why d should be an integer. Finally, we note the almost trivial fact that for $W \rightarrow 0$, the results are insensitive to small variations in W , in agreement with the general idea, explored in the next section, that quantum theory is one out of the many probabilistic theories that has the special feature that its predictions are insensitive to small changes of the parameters of the model.

For completeness, we list the analytical results for the case of the photon polarization. For the deterministic model of a polarizer (which does not reproduce Malus law), the probabilistic treatment yields³³

$$E(\mathbf{a}_1, \mathbf{a}_2, W \rightarrow 0) = \begin{cases} -1 + \frac{2}{\pi} \arccos(\cos 2\theta), & d = 0 \\ -\frac{\ln \frac{1+|\cos \theta|}{1-|\cos \theta|} \frac{1-|\sin \theta|}{1+|\sin \theta|}}{\ln \frac{1+|\cos \theta|}{1-|\cos \theta|} \frac{1+|\sin \theta|}{1-|\sin \theta|}}, & d = 1 \\ -\cos 2\theta, & d = 2 \\ -\frac{3 \cos 2\theta - \cos^3 2\theta}{2}, & d = 4 \end{cases} \quad (107)$$

In the case that we adopt the pseudo-random model for the polarizer that can reproduce Malus law, the probabilistic model yields³⁵

$$E(\mathbf{a}_1, \mathbf{a}_2, W \rightarrow 0) = \begin{cases} -\frac{1}{2} \cos 2\theta, & d = 0 \\ \frac{\pi}{4} \sin 2\theta \cos 2\theta - \cos 2\theta + \ln[|\tan \theta|^{\sin^2 2\theta/2}], & d = 2 \\ -\cos 2\theta, & d = 4 \\ -\frac{43 \cos 2\theta + 5 \cos 2\theta \cos 4\theta}{38 + 10 \cos 4\theta}, & d = 6 \\ -\frac{53 \cos 2\theta + 7 \cos 6\theta}{39 + 21 \cos 4\theta}, & d = 8 \end{cases} \quad (108)$$

where we have omitted the expressions for odd d because they cannot be written in terms of elementary functions. In passing, we note that the mathematically rigorous result for $d = 4$ disposes of the widespread believe¹⁴ that perfect correlation of the singlet state requires some form of determinism.

8. DERIVATION OF THE QUANTUM THEORY OF THE EPRB EXPERIMENT

In the quantum theoretical model, the choice of the state that describes the EPRB experiment is an educated guess.

There is no underlying principle that guides us to this choice other than that the particular averages (of time series) that we compute from the experimental data agree with the expectation values (ensemble averages) obtained from the theory.

From the work of Cox and Jaynes in the early 60's, we know that once we have agreed to represent the degree of the plausibility of a proposition by a real number, then there is a unique set of rules, identical to the standard rules of probability theory, that we must adhere to in order that the logical inferences we make do not violate elementary desiderata of rationality and consistency.^{37,39,47} In this case, the rules of probability theory are used as a vehicle for carrying out probable inference^{37,39,47} and have a much broader range of applications than the Kolmogorov theory of probability. The latter is incorporated in the former. As mentioned earlier, and as is most evident in Section 6, we mainly use probability theory as a vehicle to make statements about propositions, that is we use it in its extended logic mode.

An intriguing question now arises: Would it be possible to derive the quantum theoretical description of the EPRB experiment from the general principles of logical inference and empirical knowledge about the results of the experiment, not involving concepts from quantum theory at all? Elsewhere, we have shown that Malus law can be derived in this manner.⁶⁶ In this section, we show that the same approach yields the probability distributions Eqs. (20) and (25) without making the detour via quantum theory.

The approach that we take here is very much inspired by the work of Frieden.⁷⁰ Frieden has shown that one can recover all the fundamental equations of physics by finding the extremes of the Fisher information plus the "bound" information.⁷⁰ According to Frieden, the act of measurement elicits a physical law and quantum mechanics appears as the result of what Frieden calls "a smart measurement," a measurement that tries to make the best estimate.⁷⁰ Although our approach is similar to Frieden's, our line of reasoning is different. We do not invoke concepts from estimation theory, such as the estimators and the Cramér-Rao inequality, nor do we require the concept of random noise.

The probabilistic model that we will develop is based on the following four hypotheses:

- (1) Each detection event constitutes a Bernoulli trial, that is we assume that the events are logically independent.³⁷⁻³⁹ Note that the absence of statistical correlation in the data recorded in an experiment is an indication but definitely not a proof that the events are logically independent.³⁷⁻³⁹ On the other hand, if the data would exhibit correlations, the events would be logically dependent.³⁷⁻³⁹
- (2) The time series recorded during an experiment suggest that the averages of the data are rotational invariant. This observation we formalize by making the hypothesis that

the expectation values (not necessarily the probabilities) are invariant for rotations of the conditions under which the experiments are carried out.

(3) The model operates according to the principle of efficient data processing:⁶⁶ It generates the events such that the probability distribution is least sensitive to small variations in the conditions under which the experiment is carried out. In other words, the probability distribution should be as smooth as possible, for all values of the parameters that determine these conditions.

(4) The time series that we observe is the one which is most likely to be observed, that is its probability is maximum.

In the remainder of this section, we will simplify the notation a little by omitting from the conditions that appear in the probabilities, the proposition that expresses the knowledge about the problem that we do not need to specify explicitly.

We begin by demonstrating that these four assumptions suffice to derive the probability distribution

$$P(x | \mathbf{a}, \mathbf{S}) = \frac{1 + x\mathbf{a} \cdot \mathbf{S}}{2} \quad (109)$$

of a single Stern-Gerlach magnet. Then, using the same four assumptions, we derive the probability distribution

$$P(x, y | \mathbf{a}_1, \mathbf{a}_2) = \frac{1 - xy\mathbf{a}_1 \cdot \mathbf{a}_2}{4} \quad (110)$$

for the EPRB experiment.

8.1. Stern-Gerlach Magnet

We consider the case that the direction \mathbf{a} of the applied field in the Stern-Gerlach magnet and the magnetic moment \mathbf{S} of the particles do not change with time. The measuring apparatus (Stern-Gerlach magnet + particle detector) transforms the input, N particles with magnetic moment \mathbf{S} , into a time series $\{x_n | n = 1, \dots, N\}$ of signals $x_n = \pm 1$. By hypothesis (1), the probability $P(x_1, \dots, x_N | \mathbf{a}, \mathbf{S}, N)$ to observe the data record $\{x_n | n = 1, \dots, N\}$ can be written as $\prod_{n=1}^N P(x_n | \mathbf{a}, \mathbf{S})$. As $x = \pm 1$, $P(x | \mathbf{a}, \mathbf{S})$ is completely determined by its first moment, that is we can write

$$P(x | \mathbf{a}, \mathbf{S}) = \frac{1 + xE(\mathbf{a}, \mathbf{S})}{2} \quad (111)$$

where $E(\mathbf{a}, \mathbf{S}) = \sum_{x=\pm 1} xP(x | \mathbf{a}, \mathbf{S})$. By hypothesis (2), $E(\mathbf{a}, \mathbf{S}) = E(\mathbf{a} \cdot \mathbf{S})$ and hence the probability for a single event x is given by

$$P(x | \mathbf{a}, \mathbf{S}) = P(x | \mathbf{a} \cdot \mathbf{S}) = P(x | \theta) \quad (112)$$

and is conditional on the relative angle θ between the magnetic moment \mathbf{S} of the particle and the direction \mathbf{a} of the applied field. Denoting $p(\theta) = P(x = +1 | \theta)$, the probability for observing a time series $\{x_n | n = 1, \dots, N\}$ in which

m of the events x_n take the value $+1$, that is $\sum_{n=1}^N x_n = 2m - N$, is given by³⁷⁻³⁹

$$P(m | \theta, N) = \frac{N!}{m!(N-m)!} p^m(\theta) [1 - p(\theta)]^{N-m} \quad (113)$$

We now consider the likelihood that the observed sequence of $\{x_n\}$ was generated by $p(x | \theta + \epsilon)$ instead of $p(x | \theta)$, ϵ being a small positive number. The log-likelihood L that the data was generated by $p(x | \theta + \epsilon)$ instead of by $p(x | \theta)$ is given by^{37,39}

$$\begin{aligned} \frac{L}{N} &= \frac{1}{N} \ln \frac{P(m | \theta + \epsilon, N)}{P(m | \theta, N)} \\ &= \frac{m}{N} \ln \frac{p(\theta + \epsilon)}{p(\theta)} + \left(1 - \frac{m}{N}\right) \ln \frac{1 - p(\theta + \epsilon)}{1 - p(\theta)} \end{aligned} \quad (114)$$

According to hypothesis (3), the variation of L with ϵ should be minimal. Then, the results (averages over the time-series) will be least sensitive to small variations of the conditions under which the experiment is carried out. We bring the problem of determining the function $p(\theta)$ in a mathematically trackable form by using the Taylor expansion with respect to ϵ . We find

$$\begin{aligned} \frac{L}{N} &= -\frac{\epsilon^2}{2} \frac{(p'(\theta))^2}{(1-p(\theta))p(\theta)} + \left(\frac{m}{N} - p(\theta)\right) \\ &\quad \times \left(\epsilon \frac{p'(\theta)}{(1-p(\theta))p(\theta)} - \frac{\epsilon^2}{2} \frac{(1-2p(\theta))(p'(\theta))^2 + (1-p(\theta))p''(\theta)}{(1-p(\theta))^2 p^2(\theta)} \right) \end{aligned} \quad (115)$$

Invoking hypothesis (4), m is the value that maximizes $P(x_1, \dots, x_N | \mathbf{a}, \mathbf{S}, N)$ and a simple calculation (see Section 4.3.1) shows that

$$\left(1 + \frac{1}{N}\right)p(\theta) - \frac{1}{N} \leq \frac{m}{N} \leq \left(1 + \frac{1}{N}\right)p(\theta) \quad (116)$$

Hence, for large N we may set $m/N = p(\theta)$ in Eq. (115) and then the second term of the right hand side vanishes. Then, L will be least sensitive to changes in ϵ if

$$I_F = \frac{1}{p(\theta)(1-p(\theta))} \left(\frac{\partial p(\theta)}{\partial \theta}\right)^2 \quad (117)$$

is minimal. The quantity I_F is the Fisher information^{37, 70, 71}

$$\begin{aligned} I_F &= \frac{1}{N} \sum_{x_1, \dots, x_N = \pm 1} \frac{1}{P(x_1, \dots, x_N | \theta, N)} \\ &\quad \times \left(\frac{\partial P(x_1, \dots, x_N | \theta, N)}{\partial \theta}\right)^2 \\ &= \sum_{x=\pm 1} \frac{1}{p(x | \theta)} \left(\frac{\partial p(x | \theta)}{\partial \theta}\right)^2 \end{aligned} \quad (118)$$

for this particular problem. Hypothesis (1) was used to obtain the right hand side of Eq. (118), which upon substitution of $p(x = +1 | \theta) = p(\theta)$ and $p(x = -1 | \theta) = 1 - p(\theta)$ turns into Eq. (117).

We find the minimum of the Fisher information I_F by substituting $p(\theta) = \cos^2 g(\theta)$ and obtain

$$I_F = 4 \left[\frac{\partial g(\theta)}{\partial \theta} \right]^2 \tag{119}$$

Rotational invariance requires that I_F is independent of θ , hence $g(\theta) = a\theta + b$, where a and b are constants still to be determined. Rotational invariance further requires that $p(\theta) = \cos^2(a\theta + b) = p(\theta + 2\pi)$, hence $a = k/2$ and $I_F = k^2$, with k an integer number. We may exclude the case $k = 0$ because then $p(\theta)$ does not depend on θ and a Stern-Gerlach magnet that operates according to this $k = 0$ model would not be a useful device. Thus, I_F is minimal if $k = 1$ and we may set the irrelevant phase factor b to zero. Therefore, using the four hypotheses given earlier, we have found that the probabilistic model for the Stern-Gerlach magnet generates events with probabilities

$$P(x = +1 | \mathbf{a}, \mathbf{S}) = \cos^2 \frac{\theta}{2} = \frac{1 + \mathbf{a} \cdot \mathbf{S}}{2}$$

$$P(x = -1 | \mathbf{a}, \mathbf{S}) = \sin^2 \frac{\theta}{2} = \frac{1 - \mathbf{a} \cdot \mathbf{S}}{2}$$

which is in exact agreement with Eq. (109).

8.2. EPRB Gedanken Experiment

We consider the case that the directions \mathbf{a}_1 and \mathbf{a}_2 of the applied fields in the Stern-Gerlach magnets do not change with time (as in the quantum model) and that we have no knowledge about the direction of the magnetic moments \mathbf{S}_1 and \mathbf{S}_2 of the particles.

The measuring equipment (Stern-Gerlach magnets + particle detectors + time-coincidence logic) transforms the input, N pairs of particles with unknown magnetic moments into a time series $\{x_n, y_n | n = 1, \dots, N\}$ of signals $x_n = \pm 1$ and $y_n = \pm 1$. By hypothesis (1), the probability $P((x_1, y_1), \dots, (x_N, y_N) | \mathbf{a}_1, \mathbf{a}_2, N)$ to observe the data $\{x_n, y_n | n = 1, \dots, N\}$ can be written as $\prod_n P(x_n, y_n | \mathbf{a}_1, \mathbf{a}_2)$. As $x, y = \pm 1$, $P(x, y | \mathbf{a}_1, \mathbf{a}_2)$ can be written as

$$P(x, y | \mathbf{a}_1, \mathbf{a}_2) = \frac{1 + xE_1(\mathbf{a}_1, \mathbf{a}_2) + yE_2(\mathbf{a}_1, \mathbf{a}_2) + xyE(\mathbf{a}_1, \mathbf{a}_2)}{4} \tag{121}$$

where $E_1(\mathbf{a}_1, \mathbf{a}_2) = \sum_{x, y = \pm 1} xP(x, y | \mathbf{a}_1, \mathbf{a}_2)$, $E_2(\mathbf{a}_1, \mathbf{a}_2) = \sum_{x, y = \pm 1} yP(x, y | \mathbf{a}_1, \mathbf{a}_2)$, and $E(\mathbf{a}_1, \mathbf{a}_2) = \sum_{x, y = \pm 1} xyP(x, y | \mathbf{a}_1, \mathbf{a}_2)$. Using the empirical (experimental) knowledge that the averages are rotational invariant (hypothesis (2)), we have $E_1(\mathbf{a}_1, \mathbf{a}_2) = E_1(\mathbf{a}_1 \cdot \mathbf{a}_2)$, $E_2(\mathbf{a}_1, \mathbf{a}_2) = E_2(\mathbf{a}_1 \cdot \mathbf{a}_2)$, and $E(\mathbf{a}_1, \mathbf{a}_2) = E(\mathbf{a}_1 \cdot \mathbf{a}_2)$. Furthermore, experiments indicate that frequencies of the $x = \pm 1$ ($y = \pm 1$) events (not of the correlated events!) are the same. We formalize this knowledge by the hypothesis that

$$E_1(\mathbf{a}_1 \cdot \mathbf{a}_2) = E_2(\mathbf{a}_1 \cdot \mathbf{a}_2) = 0 \tag{122}$$

from which it immediately follows that

$$P(x, y | \mathbf{a}_1, \mathbf{a}_2) = \frac{1 + xyE(\mathbf{a}_1 \cdot \mathbf{a}_2)}{4} \equiv p(x, y | \theta)$$

$$= \frac{1 + xyE(\theta)}{4} \tag{123}$$

Thus, the probability $p(x, y | \theta)$ for a single-event (x, y) is conditional on the relative angle θ between the two unit vectors \mathbf{a}_1 and \mathbf{a}_2 .

The probability that an experiment of N events yields $n(x, y)$ events of the type (x, y) is given by

$$P(n(+1, +1), n(-1, -1), n(+1, -1), n(-1, +1) | \theta, N)$$

$$= N! \prod_{x, y = \pm 1} \frac{p(x, y | \theta)^{n(x, y)}}{n(x, y)!} \tag{124}$$

where $n(+1, +1) + n(-1, -1) + n(+1, -1) + n(-1, +1) = N$. Adopting the same strategy as in the case of the single Stern-Gerlach magnet, we consider the log-likelihood

$$\frac{L}{N} = \frac{1}{N} \ln \frac{P(n(+1, +1), n(-1, -1), n(+1, -1), n(-1, +1) | \theta + \epsilon, N)}{P(n(+1, +1), n(-1, -1), n(+1, -1), n(-1, +1) | \theta, N)}$$

$$= \sum_{x, y = \pm 1} \frac{n(x, y)}{N} \ln \frac{p(x, y | \theta + \epsilon)}{p(x, y | \theta)} \tag{125}$$

that the data was generated by $p(x, y | \theta + \epsilon)$ instead of $p(x, y | \theta)$. Repeating the steps that lead from Eq. (114) to Eq. (117), we find that for small ϵ minimization of L is tantamount to finding the probability $p(x, y | \theta)$ that minimizes the Fisher information

$$I_F = \sum_{x, y = \pm 1} \frac{1}{p(x, y | \theta)} \left(\frac{\partial p(x, y | \theta)}{\partial \theta} \right)^2 \tag{126}$$

Using Eq. (123), we can write Eq. (126) as

$$I_F = \frac{1}{1 - E^2(\theta)} \left(\frac{\partial E(\theta)}{\partial \theta} \right)^2 \tag{127}$$

which, in essence, is the same expression as the one that we obtained for the case of the Stern-Gerlach magnet. Of course, the solution of the minimization problem is also the same. Solving Eq. (127) for $E(\theta)$, we find

$$E(\theta) = \sin(I_F \theta + b) \tag{128}$$

In the case that one uses the magnetic moment of the particles, the experimental data indicates that $E(\theta)$ is periodic in θ with a period of 2π (π if the experiment measures the polarization, as in EPRB experiments with photons). This implies that I_F should be an integer number. The solution $I_F = 0$ can be discarded because then $E(\theta)$ would not depend on θ , which would contradict the experimental observations. Therefore, the nontrivial solution with minimum Fisher information is $I_F = 1$. Using the fact that the solution of the minimization problem is determined up to

an arbitrary phase b , the two-particle correlation can be written as

$$E(\mathbf{a}_1, \mathbf{a}_2) = -\cos \theta = -\mathbf{a}_1 \cdot \mathbf{a}_2 \quad (129)$$

in agreement with the expression of the correlation of two $S = 1/2$ particles in the singlet state. Thus, we may conclude that we can derive the results of quantum theory for the singlet state from a straightforward application of probability theory, without making reference to concepts of quantum theory.

8.3. Real EPRB Experiment

As explained in Section 2, real EPRB experiments produce the data sets

$$\Upsilon_i = \{x_{n,i} = \pm 1, t_{n,i}, \mathbf{a}_{n,i} \mid n = 1, \dots, N\} \quad (130)$$

We assume that this data set can be described by a probabilistic model that satisfies hypothesis (1). Let $P(x_1, x_2, t_1, t_2 \mid \mathbf{a}_1, \mathbf{a}_2)$ denote the probability for observing the data $\{x_1, t_1\}$ and $\{x_2, t_2\}$ at stations 1 and 2, respectively. Without loss of generality, we can use the exact representation

$$P(x_1, x_2, t_1, t_2 \mid \mathbf{a}_1, \mathbf{a}_2) = (f_0(t_1, t_2 \mid \mathbf{a}_1, \mathbf{a}_2) + x_1 f_1(t_1, t_2 \mid \mathbf{a}_1, \mathbf{a}_2) + x_2 f_2(t_1, t_2 \mid \mathbf{a}_1, \mathbf{a}_2) + x_1 x_2 f_3(t_1, t_2 \mid \mathbf{a}_1, \mathbf{a}_2)) / 4 \quad (131)$$

to express the single- and two-particle correlations in terms of the functions $f_i(t_1, t_2 \mid \mathbf{a}_1, \mathbf{a}_2)$ for $i = 0, \dots, 3$. Because $0 \leq P(x_1, x_2, t_1, t_2 \mid \mathbf{a}_1, \mathbf{a}_2) \leq 1$, the functions $f_i(t_1, t_2 \mid \mathbf{a}_1, \mathbf{a}_2)$ must satisfy the inequalities $0 \leq f_0(t_1, t_2 \mid \mathbf{a}_1, \mathbf{a}_2) \pm f_1(t_1, t_2 \mid \mathbf{a}_1, \mathbf{a}_2) + f_2(t_1, t_2 \mid \mathbf{a}_1, \mathbf{a}_2) \pm f_3(t_1, t_2 \mid \mathbf{a}_1, \mathbf{a}_2) \leq 4$ and $0 \leq f_0(t_1, t_2 \mid \mathbf{a}_1, \mathbf{a}_2) \pm f_1(t_1, t_2 \mid \mathbf{a}_1, \mathbf{a}_2) - f_2(t_1, t_2 \mid \mathbf{a}_1, \mathbf{a}_2) \pm f_3(t_1, t_2 \mid \mathbf{a}_1, \mathbf{a}_2) \leq 4$. The mathematical expectation of the coincidences C_{xy} (see Eq. (3)), that is the average computed with $P(x_1, x_2, t_1, t_2 \mid \mathbf{a}_1, \mathbf{a}_2)$, is given by

$$\langle C_{xy} \rangle \equiv N \int_{-\infty}^{+\infty} dt_1 \int_{-\infty}^{+\infty} dt_2 P(x, y, t_1, t_2 \mid \mathbf{a}_1, \mathbf{a}_2) \times \Theta(W - |t_1 - t_2|) \quad (132)$$

We find

$$E_1(\mathbf{a}_1, \mathbf{a}_2, W) = \frac{\sum_{x,y=\pm 1} x \langle C_{xy} \rangle}{\sum_{x,y=\pm 1} \langle C_{xy} \rangle} = \frac{\int_{-\infty}^{+\infty} dt_1 \int_{-\infty}^{+\infty} dt_2 \Theta(W - |t_1 - t_2|) f_1(t_1, t_2 \mid \mathbf{a}_1, \mathbf{a}_2)}{\int_{-\infty}^{+\infty} dt_1 \int_{-\infty}^{+\infty} dt_2 \Theta(W - |t_1 - t_2|) f_0(t_1, t_2 \mid \mathbf{a}_1, \mathbf{a}_2)},$$

$$E_2(\mathbf{a}_1, \mathbf{a}_2, W) = \frac{\sum_{x,y=\pm 1} y \langle C_{xy} \rangle}{\sum_{x,y=\pm 1} \langle C_{xy} \rangle}$$

$$= \frac{\int_{-\infty}^{+\infty} dt_1 \int_{-\infty}^{+\infty} dt_2 \Theta(W - |t_1 - t_2|) f_2(t_1, t_2 \mid \mathbf{a}_1, \mathbf{a}_2)}{\int_{-\infty}^{+\infty} dt_1 \int_{-\infty}^{+\infty} dt_2 \Theta(W - |t_1 - t_2|) f_0(t_1, t_2 \mid \mathbf{a}_1, \mathbf{a}_2)},$$

$$E(\mathbf{a}_1, \mathbf{a}_2, W) = \frac{\sum_{x,y=\pm 1} xy \langle C_{xy} \rangle}{\sum_{x,y=\pm 1} \langle C_{xy} \rangle} = \frac{\int_{-\infty}^{+\infty} dt_1 \int_{-\infty}^{+\infty} dt_2 \Theta(W - |t_1 - t_2|) f_3(t_1, t_2 \mid \mathbf{a}_1, \mathbf{a}_2)}{\int_{-\infty}^{+\infty} dt_1 \int_{-\infty}^{+\infty} dt_2 \Theta(W - |t_1 - t_2|) f_0(t_1, t_2 \mid \mathbf{a}_1, \mathbf{a}_2)} \quad (133)$$

At this point, we feel that we lack the necessary mathematical tools for carrying out the procedure that we successfully applied to the simpler cases treated earlier. First, it is difficult to see how the empirical knowledge that single-particle averages are zero and that the two-particle average is rotational invariant leads to useful conditions on the form of the $f_i(t_1, t_2 \mid \mathbf{a}_1, \mathbf{a}_2)$. Second, the presence in Eq. (133) of the step functions introduces nontrivial correlations and prevents us from making further progress in the mathematical treatment of this problem. Third, the description now contains a new parameter (W to which we should also apply hypothesis (3)) as well as extra variables (t_1 and t_2). We leave the problem of the analytical treatment of the general case for future research.

8.4. Summary

The assumption that there is an underlying probabilistic process that gives rise to the observation of the data as obtained in Stern-Gerlach and EPRB experiments, together with the very simple, plausible hypotheses (1)–(4) are sufficient to derive the probability distributions of quantum theory for the EPRB experiment, without using a single concept of quantum theory. In addition, this derivation suggests that quantum theory is the probabilistic model for the set of data that is most likely to be observed.

From a more general perspective, this section demonstrates, by way of a successful application to specific problems, how to formalize the process of inductive inference and derive useful results (those of quantum theory) from it. This derivation builds on prior, empirical knowledge that we have acquired through experiments, the application of probability theory as mathematical vehicle for rational reasoning, and the metaphysical principle that we, human observers, have great difficulties to interpret experimental data that is not robust with respect to small changes in the conditions under which the experiments are carried out.⁷²

9. CONCLUSION

Starting from nothing more than the observation that an EPRB experiment produces pairs of triples of data $\{\Upsilon_1, \Upsilon_2\}$, we have constructed computer simulation models that reproduce the results of all single-particle and

- two-particle correlations of a quantum system of two $S = 1/2$ particles. Salient features of these models are that they
- Generate, event-by-event, the same kind of data set $\{\Upsilon_1, \Upsilon_2\}$ as the one recorded in real EPRB experiments
 - Satisfy Einstein's criteria of local causality
 - Count all events in which systems of two particles have been detected, using the same time-coincidence criterion as used in real EPRB experiments
 - Provide a simple, rational, and realistic picture of a mechanism that yields the correlations of an "entangled state"
 - Do not rely on any concept of quantum theory or probability theory

A key ingredient of these models, not present in the textbook treatments of the EPRB *gedanken* experiment, is the time window W that is used to detect coincidences. We have demonstrated (see Section 2.7) the importance of the choice of the time window by analyzing a data set of a real EPRB experiment with photons.²⁹

The mathematical treatment of the models yields results that are in exact agreement with quantum theory. The condition under which an EPRB experiment yields results that agree with quantum theory is evident: The resolution τ of the devices that generate the time-tags and the time window W should be much smaller than the time delays, the range which is determined by T_0 . Disregarding the timing data yields a result that disagrees with quantum theory and with experiment. The EPR paradox reappears when the experiments are analyzed in terms of an incomplete set of data.

We have demonstrated that the event-by-event simulation of EPRB experiments allows us to reproduce not only the results of quantum theory but also allows us to consider cases that are not described by quantum theory. Therefore, for this type of experiments, the two-particle "world" that we can simulate contains the two-particle "world" described by quantum theory as a special case.

As our work shows that it is possible to construct event-based simulation models that satisfy Einstein's criteria of local causality and reproduce the expectation values calculated by quantum theory it opens new routes to ontological descriptions of microscopic phenomena.^{8–11, 22, 33–35}

We have resolved the apparent conflict between the fact that there exist event-based simulation models that satisfy Einstein's criteria of local causality and reproduce all the results of the quantum theory of two $S = 1/2$ particles and the folklore about Bell's theorem, stating that such models are not supposed to exist. The origin of this conflict has been traced back to Bell's extension of Einstein's concept of locality to the domain of probabilistic theories, the fundamental assumption being that the absence of a causal influence implies logical independence.³⁶ This leaves two options:

- One accepts the assumption that the absence of a causal influence implies logical independence and lives with the logical paradoxes that this assumption creates

- One recognizes that logical independence and the absence of a causal influence are different concepts^{37, 39, 47} and one searches for rational explanations of experimental facts that are logically consistent, as we did in this paper

Finally, we have demonstrated that it is possible to derive, without resorting to concepts of quantum theory, the quantum theoretical description of the EPRB experiment from the general principles of logical inference, developed by Cox and Jaynes,^{37, 39, 47} and empirical knowledge about the results of the experiment.

The computer models we have invented can be built with macroscopic, say mechanical parts (in principle a digital computer can be built from mechanical parts). To the experimenter who has no knowledge of what is going on inside the building where the mechanical machine is operating, there is no way of telling whether the data he/she receives is generated by a quantum system or not. In a sense, this supports Bohr's point of view that "There is no quantum world. There is only an abstract quantum theoretical description."⁷³

APPENDIX

For the singlet state, the probability $P(x, y | \mathbf{a}, \mathbf{b})$ reads

$$P(x, y | \mathbf{a}, \mathbf{b}) = \frac{1 - xy\mathbf{a} \cdot \mathbf{b}}{4} \quad (134)$$

where $x, y = \pm 1$, \mathbf{a} and \mathbf{b} are unit vectors. Let us now try to write Eq. (134) in the form

$$P(x, y | \mathbf{a}, \mathbf{b}) = \int F(x, \mathbf{a}, \lambda)F(y, \mathbf{b}, \lambda) d\lambda \quad (135)$$

where λ denotes a set of auxiliary variables that may be chosen at will.

A simple solution to this problem is given by

$$P(x, y | \mathbf{a}, \mathbf{b}) = \int \frac{1 + \sqrt{3}x\mathbf{a} \cdot \mathbf{S}}{2} \frac{1 - \sqrt{3}y\mathbf{b} \cdot \mathbf{S}}{2} d\mathbf{S} \quad (136)$$

where $\mathbf{S} = (\sin \theta \cos \phi, \sin \theta \sin \phi, \cos \theta)$ and the integral is over the unit sphere. In this case, the function $F(x, \mathbf{a}, \mathbf{S}) = (1 + \sqrt{3}x\mathbf{a} \cdot \mathbf{S})/2$ can take negative values and therefore it does not qualify as a probability distribution.

References

1. K. E. Drexler, *J. Comput. Theor. Nanosci.* 3, 1 (2006).
2. D. Bohm, *Quantum Theory*, Prentice-Hall, New York (1951).
3. D. Home, *Conceptual Foundations of Quantum Physics*, Plenum Press, New York (1997).
4. L. E. Ballentine, *Quantum Mechanics: A Modern Development*, World Scientific, Singapore (2003).
5. D. P. Landau and K. Binder, *A Guide to Monte Carlo Simulation in Statistical Physics*, Cambridge University Press, Cambridge (2000).
6. P. Grangier, G. Roger, and A. Aspect, *Europhys. Lett.* 1, 173 (1986).
7. A. Tonomura, *The Quantum World Unveiled by Electron Waves*, World Scientific, Singapore (1998).

8. K. De Raedt, H. De Raedt, and K. Michielsen, *Comp. Phys. Comm.* 171, 19 (2005).
9. H. De Raedt, K. De Raedt, and K. Michielsen, *J. Phys. Soc. Jpn. Suppl.* 76, 16 (2005).
10. H. De Raedt, K. De Raedt, and K. Michielsen, *Europhys. Lett.* 69, 861 (2005).
11. K. Michielsen, K. De Raedt, and H. De Raedt, *J. Comput. Theor. Nanosci.* 2, 227 (2005).
12. H. De Raedt, K. De Raedt, and K. Michielsen, *Computer Simulation Studies in Condensed-Matter Physics XVIII*, edited by D. P. Landau, S. P. Lewis, and H. B. Schüttler, Springer, Berlin (2006), Vol. 105.
13. K. Michielsen, H. De Raedt, and K. De Raedt, *Computer Simulation Studies in Condensed-Matter Physics XVIII*, edited by D. P. Landau, S. P. Lewis, and H. B. Schüttler, Springer, Berlin (2006), Vol. 105.
14. J. S. Bell, *Speakable and Unsayable in Quantum Mechanics*, Cambridge University Press, Cambridge (1993).
15. J. A. Larsson and R. D. Gill, *Europhys. Lett.* 67, 707 (2004).
16. E. Santos, *Phil. Mod. Phys.* 36, 544 (2005).
17. M. Żukowski, *On the Paradoxical Book of Bell*, *Stud. Hist. Phil. Mod. Phys.* 36, 566 (2005).
18. L. Sica, *Opt. Comm.* 170, 55 (1999).
19. K. Hess and W. Philipp, *Proc. Natl. Acad. Sci. USA* 101, 1799 (2004).
20. K. Hess and W. Philipp, *Found. of Phys.* 35, 1749 (2005).
21. K. De Raedt, K. Keimpema, H. De Raedt, K. Michielsen, and S. Miyashita, *Computer Simulation Studies in Condensed-Matter Physics XIX*, edited by D. P. Landau, S. P. Lewis, and H. B. Schüttler, Springer, Berlin (2007), in press.
22. K. De Raedt, K. Keimpema, H. De Raedt, K. Michielsen, and S. Miyashita, *Euro. Phys. J. B* 53, 139 (2006).
23. A. Einstein, A. Podolsky, and N. Rosen, *Phys. Rev.* 47, 777 (1935).
24. S. J. Freedman and J. F. Clauser, *Phys. Rev. Lett.* 28, 938 (1972).
25. A. Aspect, P. Grangier, and G. Roger, *Phys. Rev. Lett.* 49, 91 (1982).
26. A. Aspect, J. Dalibard, and G. Roger, *Phys. Rev. Lett.* 49, 1804 (1982).
27. P. R. Tapster, J. G. Rarity, and P. C. M. Owens, *Phys. Rev. Lett.* 73, 1923 (1994).
28. W. Tittel, J. Brendel, H. Zbinden, and N. Gisin, *Phys. Rev. Lett.* 81, 3563 (1998).
29. G. Weihs, T. Jennewein, C. Simon, H. Weinfurter, and A. Zeilinger, *Phys. Rev. Lett.* 81, 5039 (1998).
30. M. A. Rowe, D. Kielpinski, V. Meyer, C. A. Sackett, W. M. Itano, C. Monroe, and D. J. Wineland, *Nature* 401, 791 (2001).
31. D. Fatah, E. Diamanti, K. Inoue, and Y. Yamamoto, *Phys. Rev. Lett.* 92, 037904 (2004).
32. H. Sakai, T. Saito, T. Ikeda, K. Itoh, T. Kawabata, H. Kuboki, Y. Maeda, N. Matsui, C. Rangacharyulu, M. Sasano, Y. Satou, K. Sekiguchi, K. Suda, A. Tamii, T. Uesaka, and K. Yako, *Phys. Rev. Lett.* 97, 150405 (2006).
33. H. De Raedt, K. De Raedt, K. Michielsen, K. Keimpema, and S. Miyashita, *J. Phys. Soc. Jpn.* (2007), submitted.
34. K. De Raedt, H. De Raedt, and K. Michielsen, *Comp. Phys. Comm.* 176, 642 (2007).
35. S. Zhao, H. De Raedt, and K. Michielsen, *Found. of Phys.* (2007), submitted.
36. E. T. Jaynes, *Maximum Entropy and Bayesian Methods*, edited by J. Skilling, Kluwer Academic Publishers, Dordrecht (1989), Vol. 36.
37. E. T. Jaynes, *Probability Theory: The Logic of Science*, Cambridge University Press, Cambridge (2003).
38. G. R. Grimmet and D. R. Stirzaker, *Probability and Random Processes*, Clarendon Press, Oxford (1995).
39. M. Tribus, *Rational Descriptions, Decisions and Designs*, Expira Press, Stockholm (1999).
40. J. Honerkamp, *Statistical Physics*, Springer, Berlin (2002).
41. L. E. Ballentine, *Am. J. Phys.* 54, 883 (1986).
42. L. Accardi, *Foundations of Probability and Physics—3*, edited by A. Khrennikov, *AIP Conference Proceedings*, Melville and New York (2005), Vol. 750.
43. K. Hess and W. Philipp, *Proc. Natl. Acad. Sci. USA* 98, 14224 (2001).
44. K. Hess and W. Philipp, *Proc. Natl. Acad. Sci. USA* 98, 14228 (2001).
45. K. Hess and W. Philipp, *Foundations of Probability and Physics—3*, edited by A. Khrennikov, *AIP Conference Proceedings*, Melville and New York (2005), Vol. 750.
46. A. F. Kracklauer, *Foundations of Probability and Physics—3*, edited by A. Khrennikov, *AIP Conference Proceedings*, Melville and New York (2005), Vol. 750.
47. R. T. Cox, *The Algebra of Probable Inference*, Johns Hopkins University Press, Baltimore (1961).
48. N. Metropolis, A. W. Rosenbluth, M. N. Rosenbluth, A. M. Teller, and E. Teller, *J. Chem. Phys.* 21, 1087 (1953).
49. J. H. Hammersley and D. C. Handscomb, *Monte Carlo Methods*, John Wiley, New York (1964).
50. W. Gerlach and O. Stern, *Z. Phys.* 9, 349 (1922).
51. W. A. de Heer, P. Milani, and A. Châtelain, *Phys. Rev. Lett.* 63, 2834 (1989).
52. S. N. Chormaïc, V. Wiedemann, C. Miniatura, S. L. Boiteux, V. Lorent, O. Gorcex, S. Feron, J. Reinhardt, and J. Baudon, *J. Phys. B: At. Mol. Opt. Phys.* 26, 1271 (1993).
53. J. F. Clauser and M. A. Horne, *Phys. Rev. D* 10, 526 (1974).
54. M. Born and E. Wolf, *Principles of Optics*, Pergamon, Oxford (1964).
55. G. Adenier and A. Y. Khrennikov, *J. Phys. B: At. Mol. Opt. Phys.* 40, 131 (2007).
56. G. Weihs, Ph.D. Thesis, University of Vienna (2000). <http://www.quantum.univie.ac.at/publications/thesis/gwdiss.pdf>
57. <http://www.quantum.at/research/photontangle/bellexp/data.html>. The results presented here have been obtained by assuming that the data sets *_V.DAT contain IEEE-8 byte (instead of 8-bit) double-precision numbers and that the least significant bit in *_C.DAT specifies the position of the switch instead of the detector that fired.
58. B. S. Cirel'son, *Lett. Math. Phys.* 4, 93 (1980).
59. N. Gisin, *Phys. Lett. A* 154, 201 (1991).
60. R. F. Werner, *Phys. Rev. A* 40, 4277 (1989).
61. R. Horodecki, P. Horodecki, and M. Horodecki, *Phys. Lett. A* 200, 340 (1995).
62. P. K. Aravind, *Phys. Lett. A* 200, 345 (1995).
63. T. Jennewein, U. Achleitner, G. Weihs, H. Weinfurter, and A. Zeilinger, *Rev. Sci. Instr.* 71, 1675 (2000).
64. <http://www.compphys.net/dlm>
65. W. H. Press, B. P. Flannery, S. A. Teukolsky, and W. T. Vetterling, *Numerical Recipes*, Cambridge University Press, Cambridge (2003).
66. H. De Raedt, K. De Raedt, K. Michielsen, and S. Miyashita, *Comp. Phys. Comm.* 174, 803 (2006).
67. A. Khrennikov, *Interpretations of Probability*, VSP Science, Zeist (1999).
68. R. D. Gill, G. Weihs, A. Zeilinger, and M. Żukowski, *Proc. Natl. Acad. Sci. USA* 99, 14632 (2002).
69. N. D. Mermin, *Found. of Phys.* 35, 2073 (2005).
70. B. R. Frieden, *Science from Fisher Information: A Unification*, Cambridge University Press, Cambridge (2004).
71. H. L. Van Trees, *Detection, Estimation, and Modulation Theory (Part I)*, John Wiley, New York (1968).
72. W. Schommers, *The Visible and the Invisible: Matter and Mind in Physics*, World Scientific, Singapore (1998).
73. M. Jammer, *The Philosophy of Quantum Mechanics*, John Wiley, New York (1974).

Received: 20 January 2007. Accepted: 25 January 2007.